

なまえ Nome

Data de início

はじめた ひ : Mês がつ Dia にち

Data de término

おわった ひ : Mês がつ Dia にち

の
ペンキよう



保護者の方へ

日本語

このワークブックは、５～６歳の子どもが保護者や大人といっしょに取り組むものです。１日１～２枚ずつやってください。そして、週に１～２回は、日本語教室などでチェックしてもらいましょう。使うものは、えんぴつ（２Ｂ以上）、消しゴム、はさみ、のり、おりがみ、色えんぴつなどです。小学校の勉強が始まるまでに、文具をつかったり、机を片づけたりできるとよいでしょう。子どもだけでワークブックはできませんので、大人がついて、見てあげてください。

Aos srs.responsáveis

ポルトガル語

Este livro de exercícios é para crianças de 5 a 6 anos e seus responsáveis ou adulto reponsável. Por favor, faça de 1 a 2 páginas por dia e depois, 1 a 2 vezes na semana, pedir para checar na sala de aula de japonês.

Será utilizado, lápis (acima de 2B), borracha, tesoura, cola, papel de origami, lápis de cor e outros. Até o começo das aulas na escola Primária (SHOGAKKO), a criança tem que ser capaz de utilizar os materiais escolares e fazer a arrumação da mesa.

Por favor, adultos devem acompanhar junto a lição, pois a criança não conseguirá fazer este livro de exercícios sozinha.

Para sa mga Magulang

タガログ語

Ito ay ilang pagsasanay o (workbook) para sa mga 5~6 na taong gulang na bata kasama ang mga magulang o nakatatandang kasam bahay para sa paghanap ng isang bagay, ito ay gagawin 1~2 beses sa isang araw. At 1~2 beses sa isang linggo ang pag tsek ng mga papel na inyong sinagutan, ito ay gagawain sa japanese school na malapit sa inyong lugar.

Ang mga gagamitin, lapis na may sukat na (2b) pataas,(ito medyo matinkad ang kulay kesa sa mga normal na lapis na nabibili natin),pambura,pandikit,origami,may kulay na lapis atbp.

Ito ay ilang pagsasanay sa mga bata na pagsusulat,pag liligpit ng sariling mesa sa eskwelahan.sa umpisa maaaring mahirapan o may mga bagay na hindi maintindihan ang inyong mga anak sa mga nakasulat dito sa pagsasanay o (workbook) na ito kaya patnubay ng magulang ay kinakailangan.

Kính gửi các phụ huynh

ベトナム語

Quyển sách học tập này là dành cho các em từ 5 đến 6 tuổi cùng phụ huynh luyện tập . Mong mỗi ngày luyện tập từ 1 đến 2 trang . Và mong 1 tuần từ 1 đến 2 lần đến Trung Tam Tiếng Nhật để kiểm Tra .

Các đồ dùng học tập cần thiết là : Bút Chì (Ngòi chì 2B trở lên) , Tẩy , Hồ , Giấy Gấp Origami , Bút Tô Màu .

Chúng tôi rất mong các em trước khi nhập học vào cấp 1 , có thể biết cách phân biệt và sử dụng đồ dùng học tập khi đến trường đi học . Và mong các phụ huynh bớt chút thời gian để luyện tập cùng với các em .

BUKU CATATAN INI

インドネシア語

ANAK-ANAK YANG UMUR 5-6 THN UNTUK NGAMBIL HOGOSUNYA BERSAMA ORANG DEWASA. 1 HARI KERJAKAN 1-2 LEMBAR , DAN 1 MINGGU 1-2 KALI ,BAHASA JEPANGYA DIKEKLAS. BARANG YANG DIPERLUKAN PINSIL(2B)SETEP,LEM,ORIGAMI,PINSIL WARNA. BELAJARNYA SAMPAI MAU MASUK SD. ATAU GUNAKAN ALAT TULIS,SAYA BISA BERGAUL DENGAN ANDA MUNGKIN MEMBERSIHKAN MEJA.ANAK-ANAK AJA TIDAK BISA MENCATATNYA JADI ORANG TUA PUN IKUT MELIHATNYA.

各位家长

中国語

本册教材是针对在家长的陪伴下进行学习的5~6岁的儿童所编写的一本教材。一天练习1~2页。一个星期托付日文教室（日语辅导班）辅导1~2次。教材中所需要使用的学习工具有铅笔（2B以上的深色铅笔）、橡皮、胶水、折纸、彩色铅笔等等。通过本册教材我们可以让学龄前儿童在入学之前学会使用和整理学习工具。因为本册教材儿童不能独立完成，请在家长的陪伴下一起进行。

指導者の方へ

おねがい

このワークブックは、外国にルーツをもつ子ども（５～６歳）と保護者のために作成しました。家庭では、保護者の一番得意な言語をつかって親子で作業をし、日本語教室ではシチュエーションにあった自然な日本語をたくさん聞かせる機会をつくってください。

【用意するもの】


●えんぴつ（２Ｂ以上） ●消しゴム ●はさみ ●のり ●おりがみ ●色えんぴつ、など

【注意事項】

- ◆子どもが保育所や学校で使う予定の名前を確認してから、指導してください。保護者に直接聞くことが難しい場合、保育所などで使っている氏名印と同じ表記(または、ひらがな)で練習すると良いでしょう。
- ◆えんぴつは、濃くて芯のやわらかいもの（２Ｂ以上。できれば、３Ｂ）を使わせてください。HB やBなどでは、子どもはすぐに疲れてしまい、書くことが嫌になってしまいます。
- ◆えんぴつ、はさみ、のり、消しゴムなどの文具を安全に使えるようにすることも、大切なことです。大人が見守りながら、使い方を指導してください。
- ◆外国にルーツをもつ子どもは、家庭で自然な日本語を聞く機会がすくないと想像されます。ワークブックを使って家庭学習をしたあと、日本語教室などを機会を活用し、添削・チェックをしながら、自然な日本語をたくさん聞かせてあげてください。話したい気持ちを高めることが、言葉によるコミュニケーション能力を高める近道でしょう。
- ◆１日にすすめる量（ページ数）は子どもの様子を見て、指導してください。


しゃぼんだまをかこう。たくさんかこう。

mag guhit ng maraming bubbles o bula.




てん を おすびましょう。じょうず に できたら、かたつむり に いろ を ぬろう。

Vamos ligar os pontilhados. Assim que conseguir, vamos pintar o caracol.







てん を おすんで、 かみなり を かこう。

Vamos desenhar os raios, ligando os pontilhados.

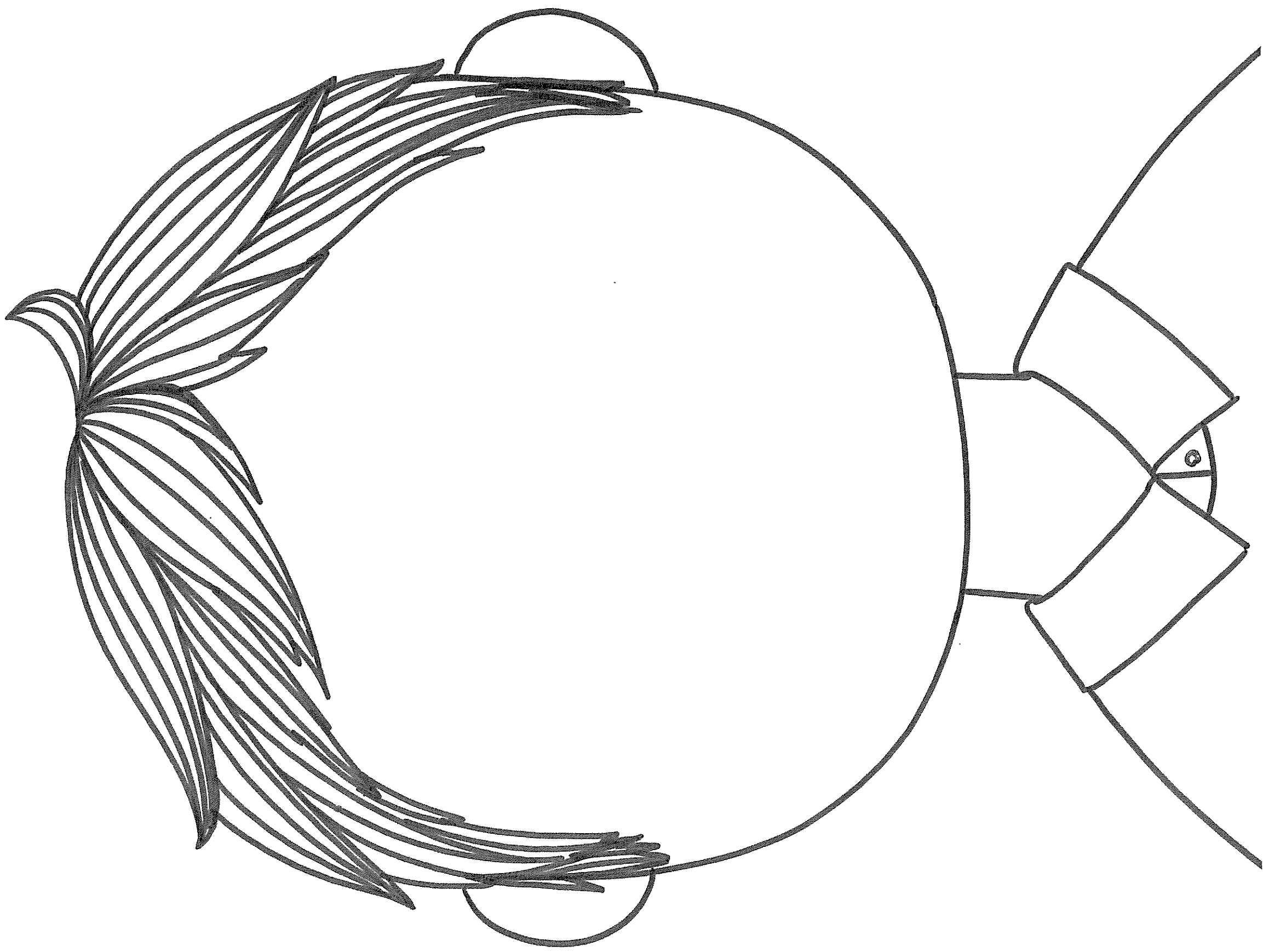


うみのいきもの。たこをつくろう！ Animal do mar. Vamos fazer o polvo.



のりしろ

わらっている かおを かこう。 Vamos desenhar uma carinha sorrindo.



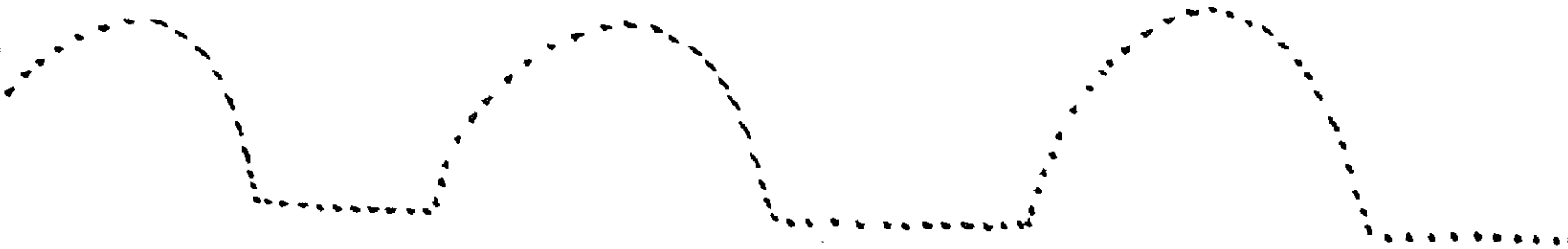






mês
がつ

dia
にち

Nome
なまえ

えんぴつのれんしゅう。てんをおすびましょう。 Vamos ligar os pontilhados.





なまえ の れんしゅう

Vamos treinar a escrita do nome

指導者の方へ

お手本は、楷書で見やすく書いてください。表記は、保護者に確認して決めてください。鉛筆は、濃くてやわらかい2B以上をつかってください。

Aos professores/responsáveis.

Escreva de forma fácil e legível o exemplo. Pergunte ao responsável a dicação correta do nome antes de definir a escrita. Use lápis escuro e macio com numeração acima de 2B.

《れい1 Exemplo 1》	あ	よ	う		ひ	れ	い	
《れい2 Exemplo 2》	あ	れ	さ	ん	ど	ろ		だ
	し	る	ば					

《てほん》こどもの なまえ Modelo do nome da criança》

※指導者が手本を書いてください。O professor deverá escrever o modelo.

《れんしゅう Exercício》

※こども が かきます。A criança deverá escrever;








ん	わ	ら	や	ま	は	な	た	さ	か	あ
けん espada 	わに crocodilo 	らいおん leão 	やま montanha 	まくら travesseiro 	はこ caixa 	なす berinjela 	たいこ tambor 	さめ tubarão 	か mosquito 	あめ bala 
り	み	ひ	に	ち	し	き	い			
りす esquilo 	みみ orelha 	ひこうき avião 	に dois 2	ち sangue 	しま ilha 	き árvore 	いえ casa 			
る	ゆ	む	ふ	ぬ	つ	す	く	う		
いるか golfinho 	ゆき neve 	むし inseto 	ふとん edredon 	ぬの tecido 	つくえ mesa 	すいか melancia 	くま urso 	うみ mar 		
れ	め	へ	ね	て	せ	け	え			
れもん limão 	め olho 	へや sala 	ねこ gato 	て mão 	せみ cigarra 	けむし lagarta 	え desenho 			
を	ろ	よ	も	ほ	の	と	そ	こ	お	
てをあらう Lavar a mão 	ろうそく vela 	よる noite 	もり floresta 	ほし estrela 	のり cola 	とけい relógio 	そうじ limpeza 	こうえん parque 	おの machado 	

がつ にち

なまえ

São as letras "A","I" e "U" em Hiragana. Vamos seguir com o dedo! Como será que se escreve?

ひらがなの「あ」「い」「う」です。ひとさしゆびでなぞってみよう! どうやってかくのかな。

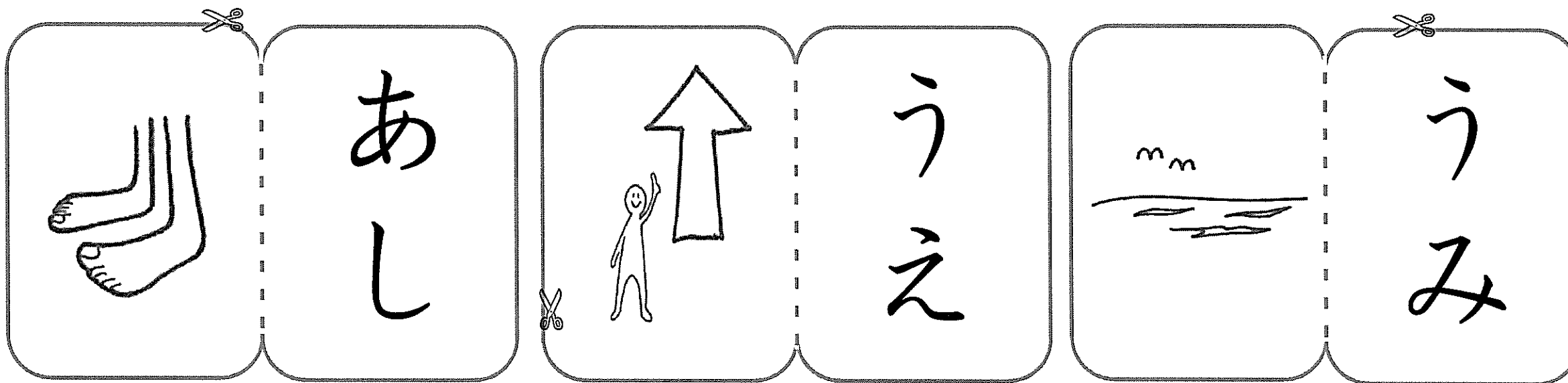



がっ にち

なまえ


Vamos preparar as cartões de letra Hiragana! Corte, dobre ao meio o pedaço de papel e cole.

ひらがな カードを つくって あそぼう! きって、はんぶんにおって、のりではろう。


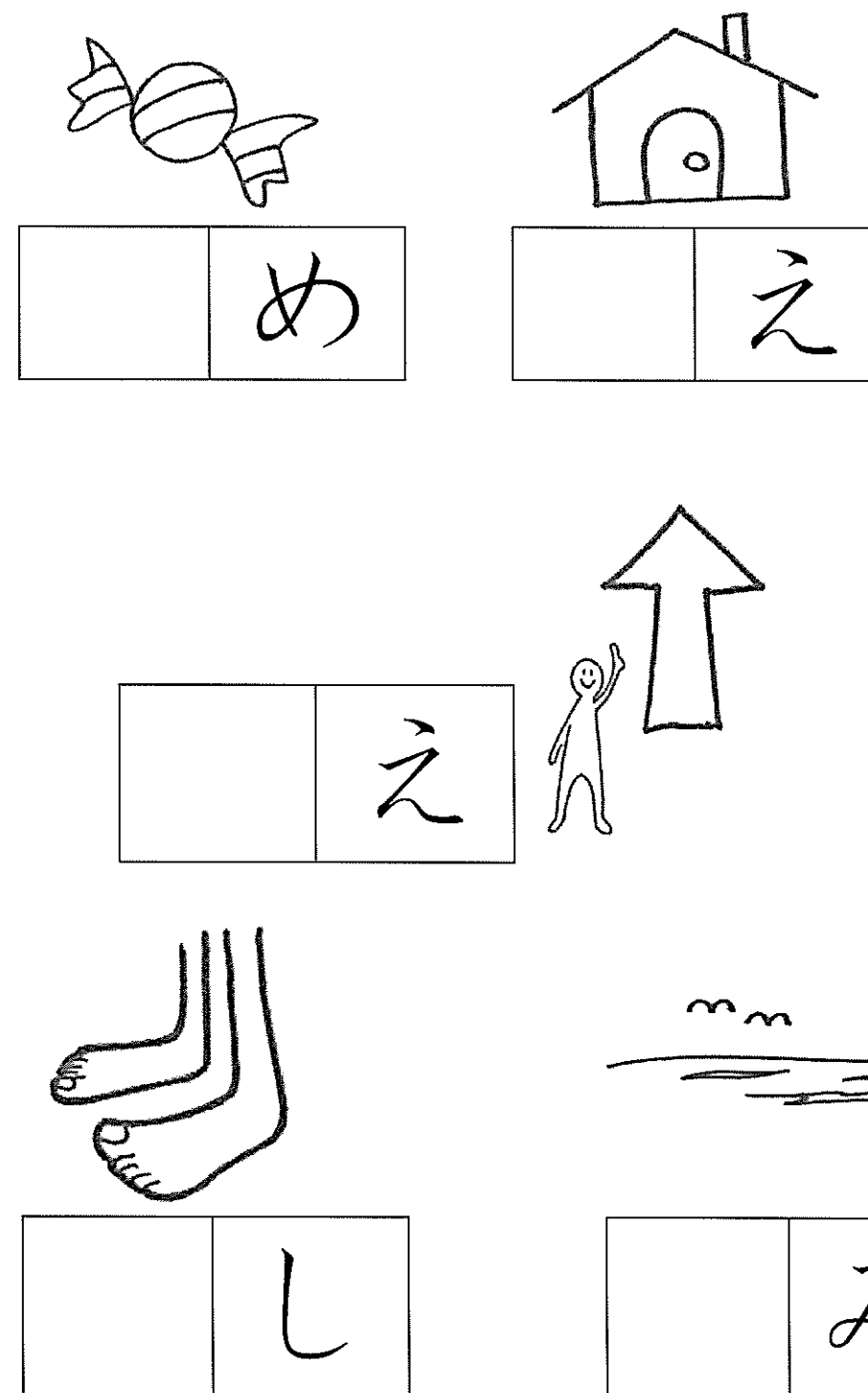


Responsável ou adulto deve ler e a criança deve ligar a palavra com o desenho.
 おとな が よんで、こども は せん で おすびましよう。

bala casa em cima pé mar
 AME IE UE ASHI UMI
 あめ いえ うえ あし うみ



Corte as letras em HIRAGANA, passe a cola e cole.
 ひらがなを きって、のりを つけて、はりましよう。




がつ にち

なまえ

Qual é o correto? Circule.


ただしいものは どれですか。○を つけましょう。




あめ
めめ



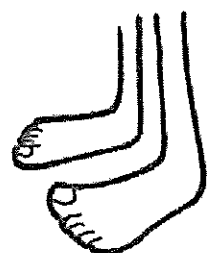
こえ
いえ



うみ
つみ




うえ
つえ



あし
めし

Vamos treinar!

れんしゅうしましょう。




あ め



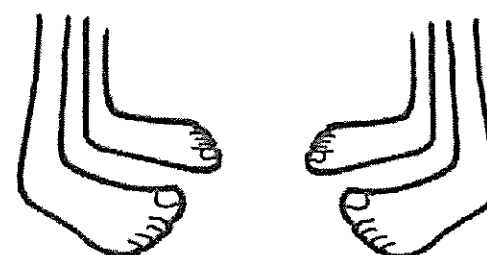
い え



う み



う え




あ し

Mês
がつ

Dia
にち

Nome
なまえ

えをかこう。くるまがはしっていますよ。Vamos fazer um desenho. O carro está correndo.

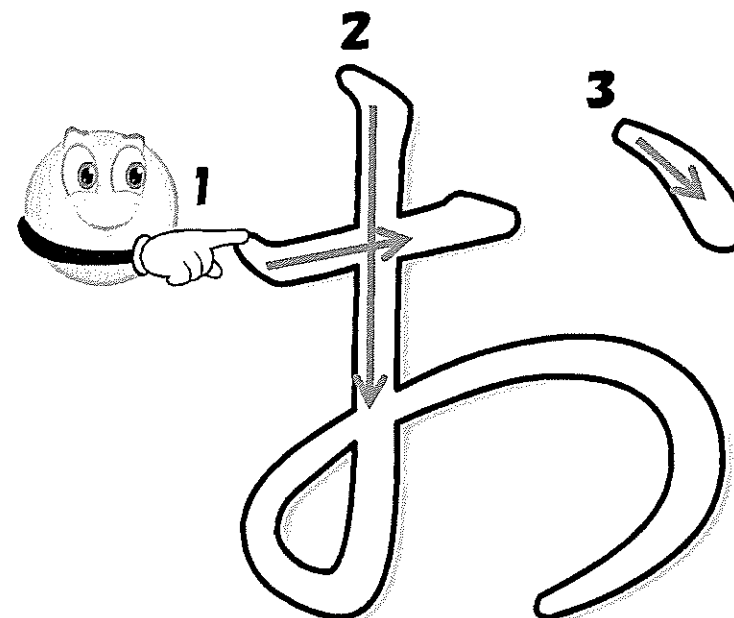



がつ にち

なまえ

São as letras "E" e "O" em Hiragana. Vamos seguir com o dedo! Como será que se escreve?

ひらがなの「え」「お」です。ひとさしゆびでなぞってみよう! どうやってかくのかな。

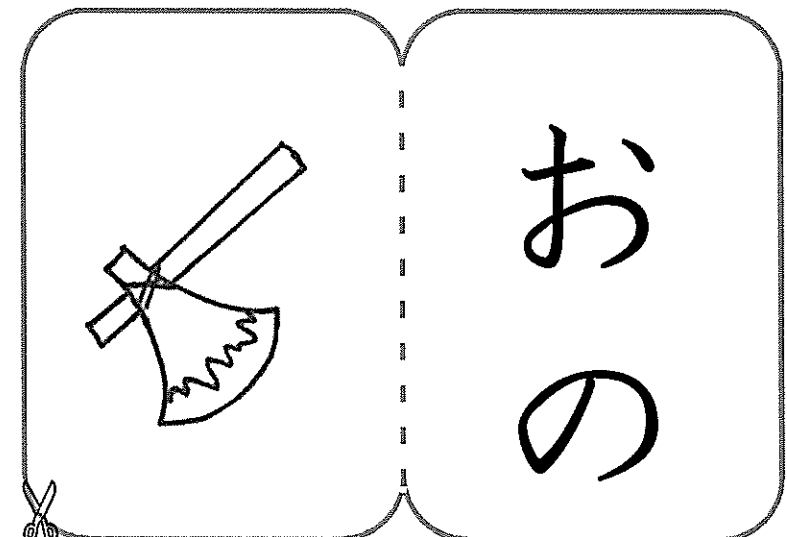





がつ にち

なまえ

Vamos preparar as cartões de letra Hiragana! Corte, dobre ao meio o pedaço de papel e cole.

ひらがな カードを つくって あそぼう! きって、はんぶんにおって、のりではろう。



がつ

にち

なまえ

Responsável ou adulto deve ler e a criança deve ligar a palavra com o desenho.
おとな が よんで、こども は せん で おすびましよう。

desenho
E

え

Bom dia!
OHAYOU



おはよう

estação
EKI

えき

machado
ONO


おの



Corte as letras em HIRAGANA, passe a cola e cole
ひらがなを きって、のりを つけて、はりましょう。



は よ う



き



の


え
お
え
お

がつ にち


なまえ

Qual é o correto? Circule.


ただしいものは どれですか。○を つけましょう。




ん
え



おはよう
あはよう






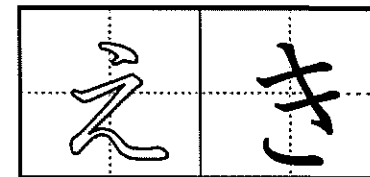
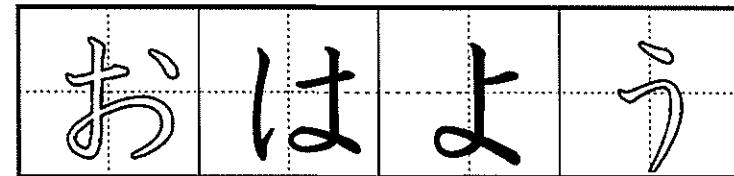


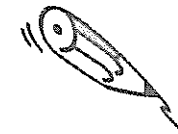
え さ
え き



お の
あ の

Vamos treinar!

れんしゅうしましょう。



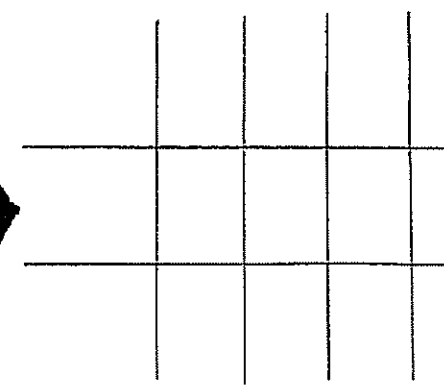
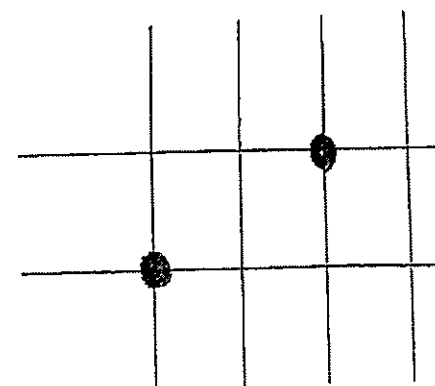
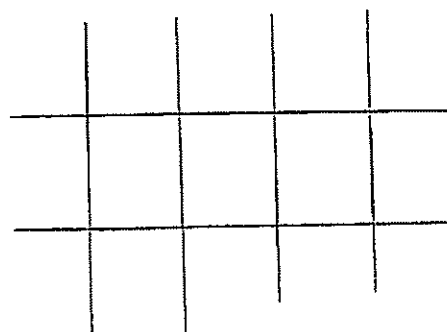




Mês
がつ

Dia
にち

Nome
なまえ




ひだりと おなじように かこう。 Escreva igualmente ao lado esquerdo.



Data de início はじめた ひ : Mês がつ Dia にち

Data de término おわった ひ : Mês がつ Dia にち



の
バンキョウ



Mês
がつ


Dia
にち

Nome
なまえ





おやすみ

Boa noite.



おはよう

Bom dia



おとながてつだってあげてね。


Peça ajuda a um adulto.

なんじ に ねましたか？

Que horas você dormiu?

なんじ に おきましたか？


Que horas você acordou?



Mês
がつ









Dia
にち

N o m e
なまえ



どれ と どれ を あわせる と しかく ■ に なるかな。 せんで おすびましょう。

Se juntarmos quais partes, formaremos um quadrado? Vamos ligar.




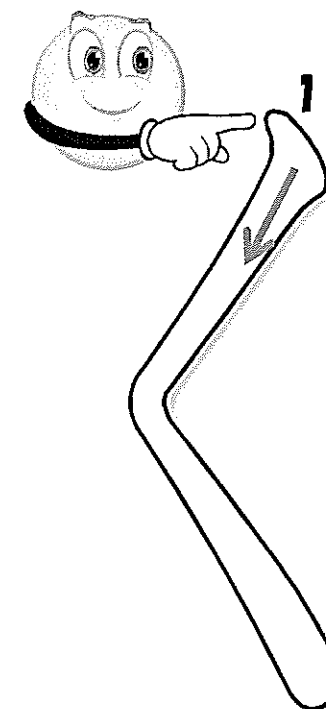
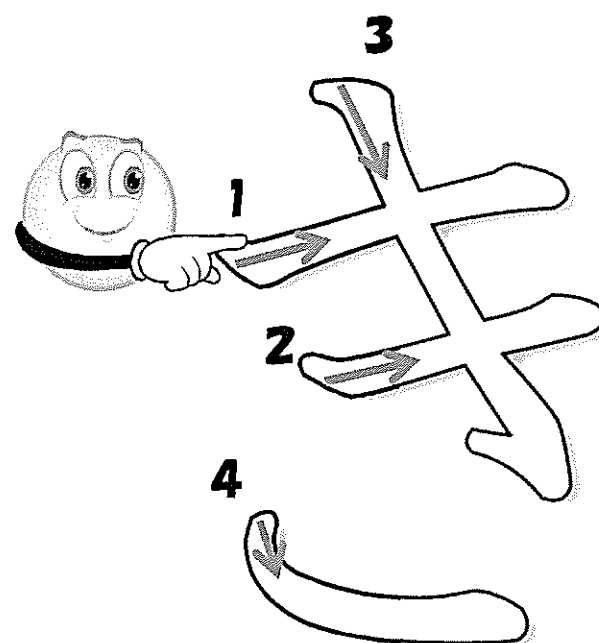
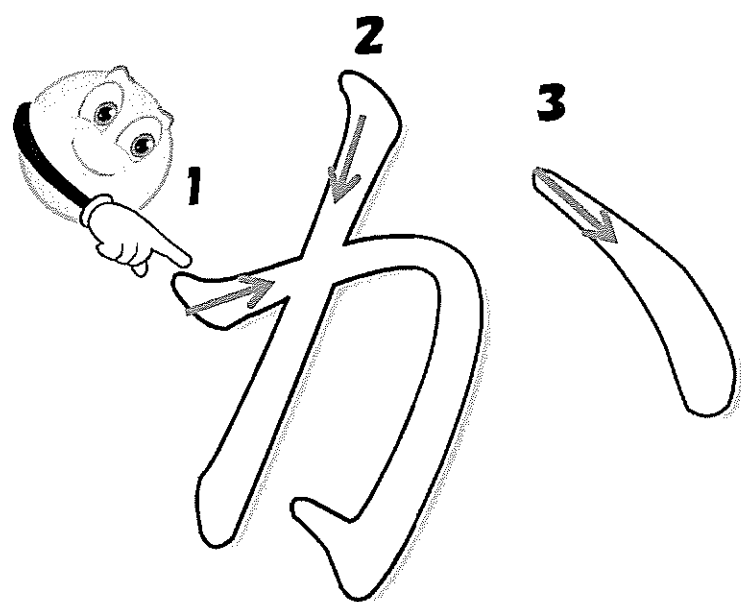


ん	わ	ら	や	ま	は	な	た	さ	か	あ			
けん espada	わに crocodilo	らいおん leão	やま montanha	まくら travesseiro	はこ caixa	なす berinjela	たいこ tambor	さめ tubarão	か mosquito	あめ bala			
			り				み	ひ	に	ち	し	き	い
			りす esquilo				みみ orelha	ひこうき avião	に dois	ち sangue	しま ilha	き árvore	いえ casa
			る	ゆ	む	ふ	ぬ	つ	す	く	う		
			いるか golfinho	ゆき neve	むし inseto	ふとん edredon	ぬの tecido	つくえ mesa	すいか melancia	くま urso	うみ mar		
			れ				め	へ	ね	て	せ	け	え
			れもん limão				め olho	へや sala	ねこ gato	て mão	せみ cigarra	けむし lagarta	え desenho
を	ろ	よ	も	ほ	の	と	そ	こ	お				
てをあらう Lavar a mão	ろうそく vela	よる noite	もり floresta	ほし estrela	のり cola	とけい relógio	そうじ limpeza	こうえん parque	おの machado				

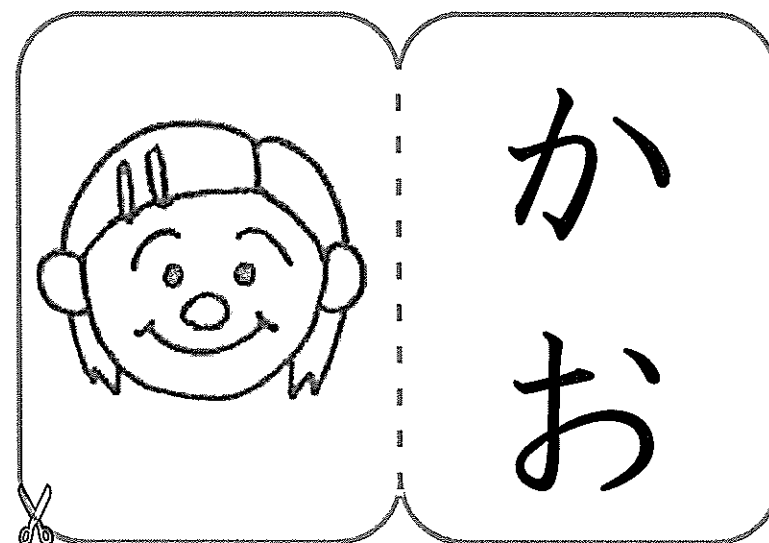
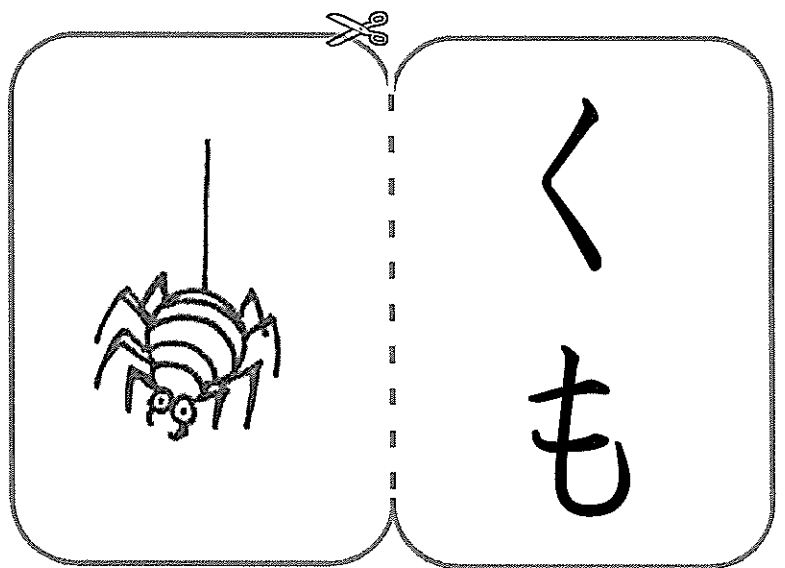

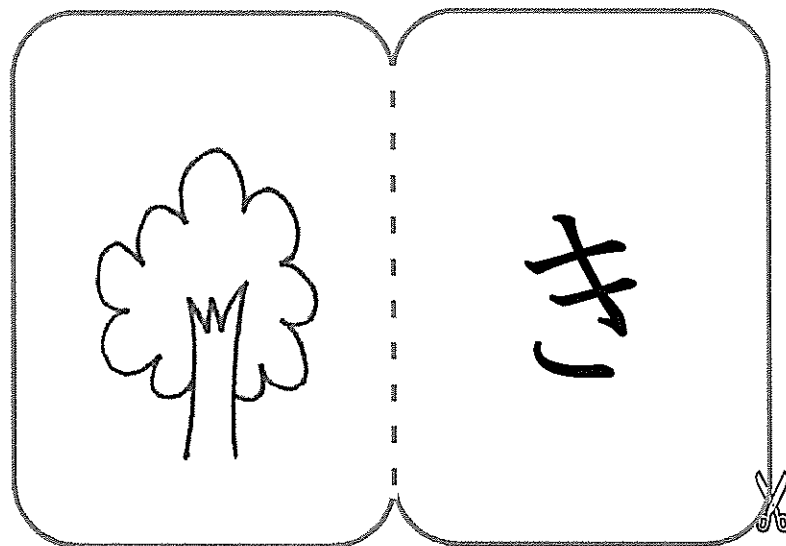
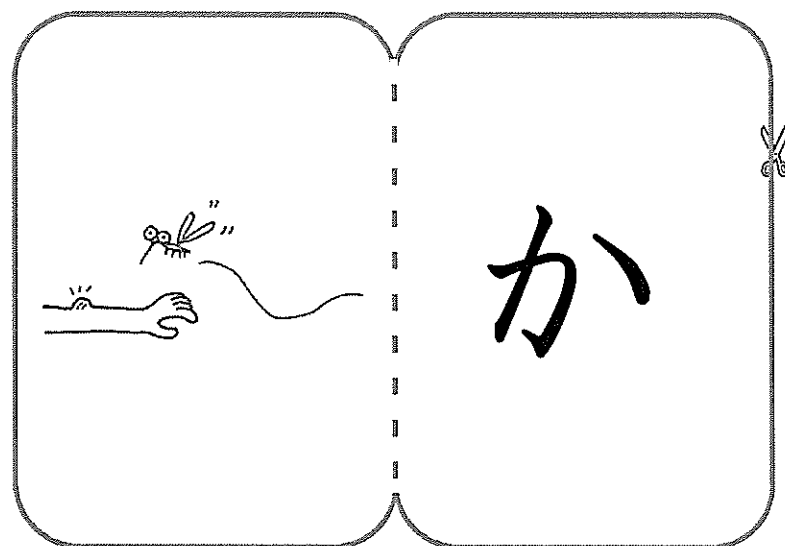
がつ にち

なまえ

São as letras "KA", "KI" e "KU" em Hiragana. Vamos seguir com o dedo! Como será que se escreve?
ひらがなの「か」「き」「く」です。ひとさしゆびでなぞってみよう! どうやってかくのかな。



がっ にち なまえ
 Vamos preparar as cartões de letra Hiragana! Corte, dobre ao meio o pedaço de papel e cole.
 ひらがな カードを つくって あそぼう! きって、はんぶんにおって、のりで はろう。



がつ

にち

なまえ

Responsável ou adulto deve ler e a criança deve ligar a palavra com o desenho.
おとながよんで、こどもはせんでおすびましょう。

mosquito
KA

árvore
KI

aranha
KUMO

rosto
KAO

urso
KUMA

か





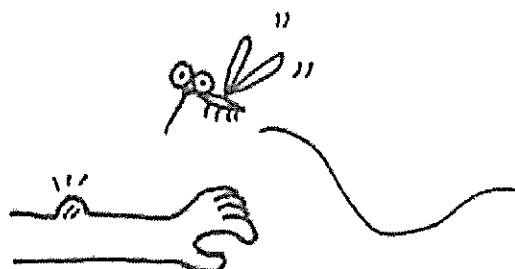




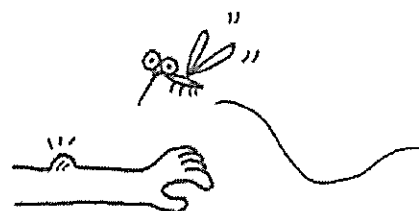
き

くも

かお

くま

Corte as letras em HIRAGANA, passe a cola e cole
ひらがなをきって、のりをつけて、はりましょう。



がつ

にち

なまえ


Qual é o correto? Circule.

ただしいものは どれですか。○を つけましょう。



や

か




き

さ




く も

し も



か あ

か お







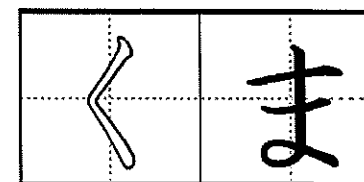
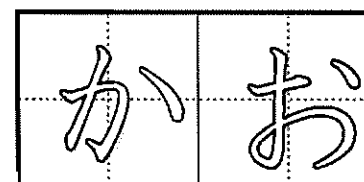
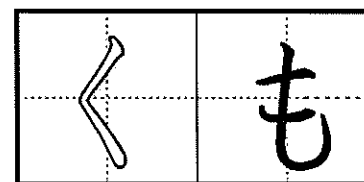
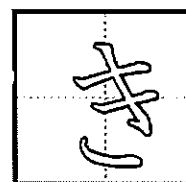
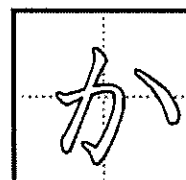
し ま

く ま



Vamos treinar!

れんしゅうしましょう。




Mês
がつ

Dia
にち

Nome
なまえ

えをかこう。なににみえますか。Vamos fazer um desenho. O que podemos enxergar?



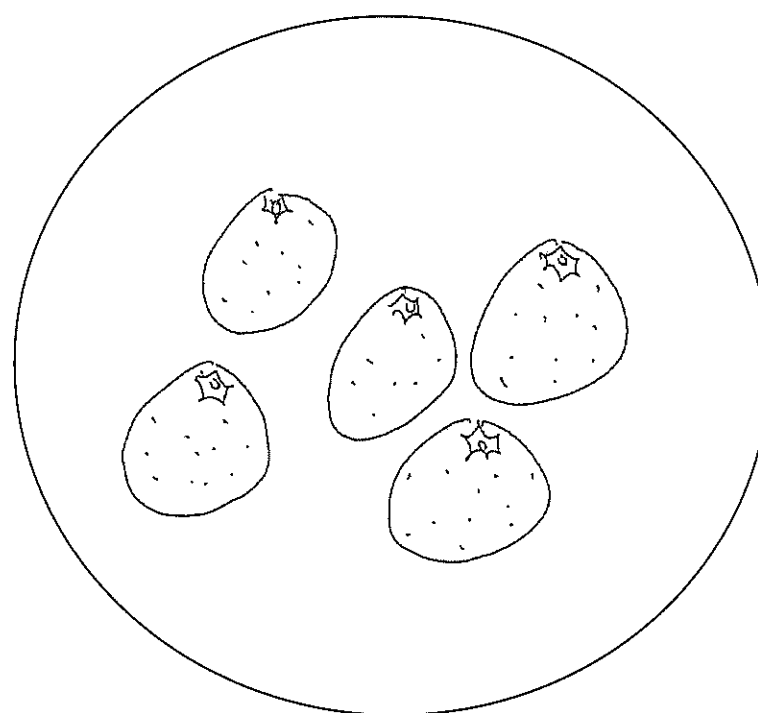
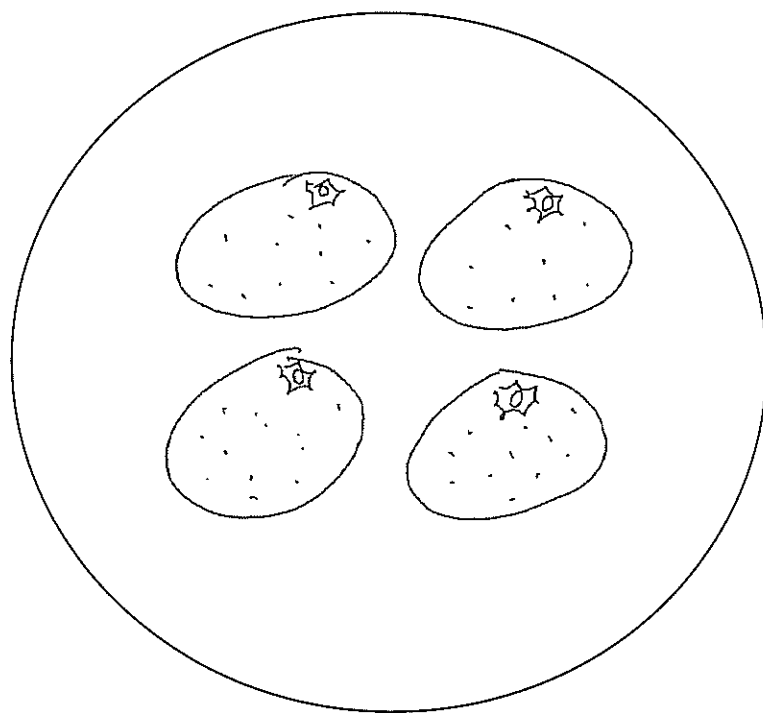
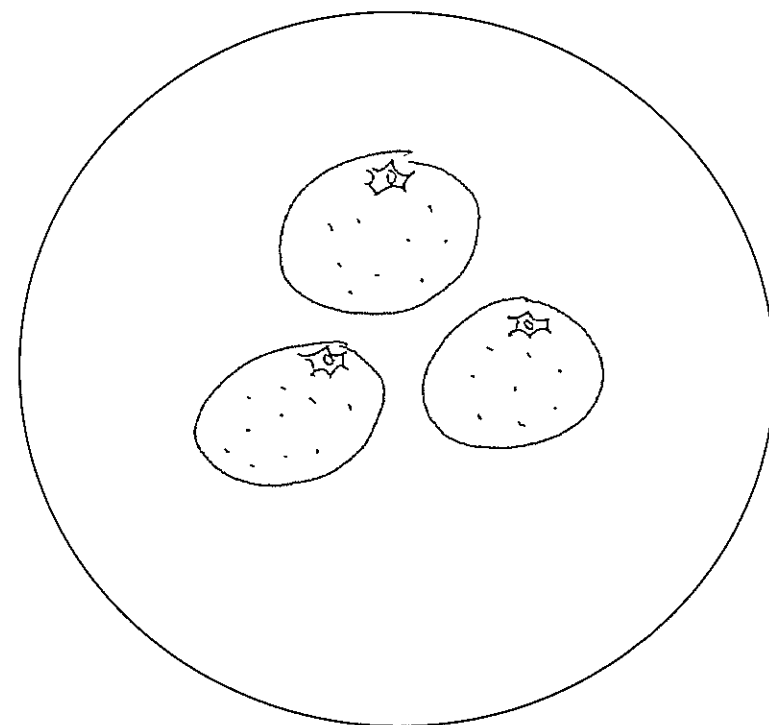
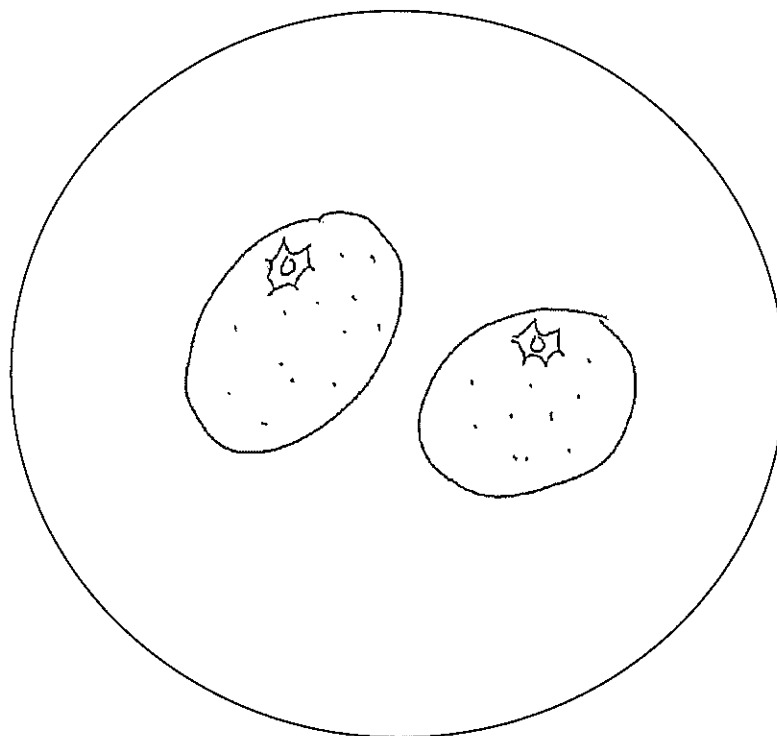
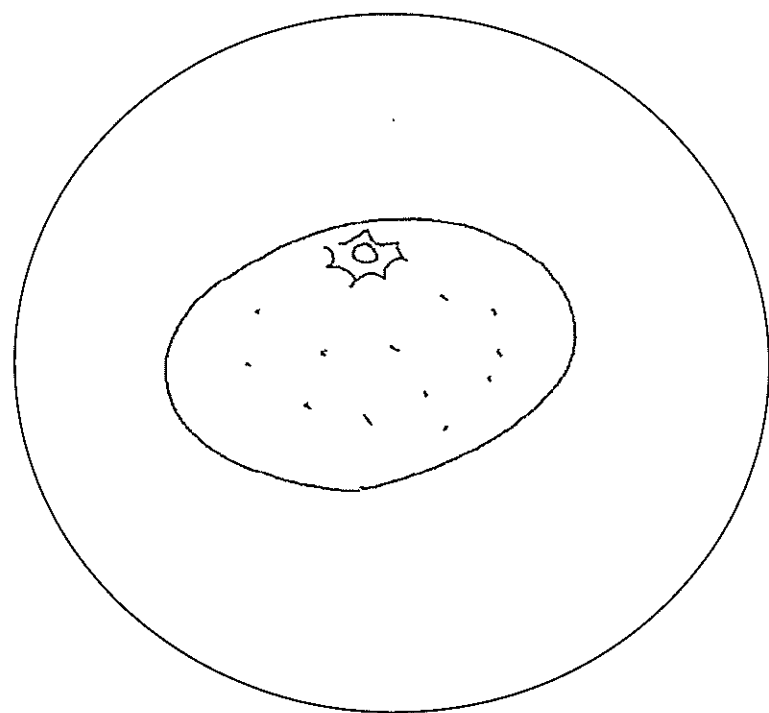
Mês
がっ

Dia
にち

Nome
なまえ

みかん は いくつ あるかな？

Temos quantas laranjas?





Mês
がつ

Dia
にち

N o m e
なまえ

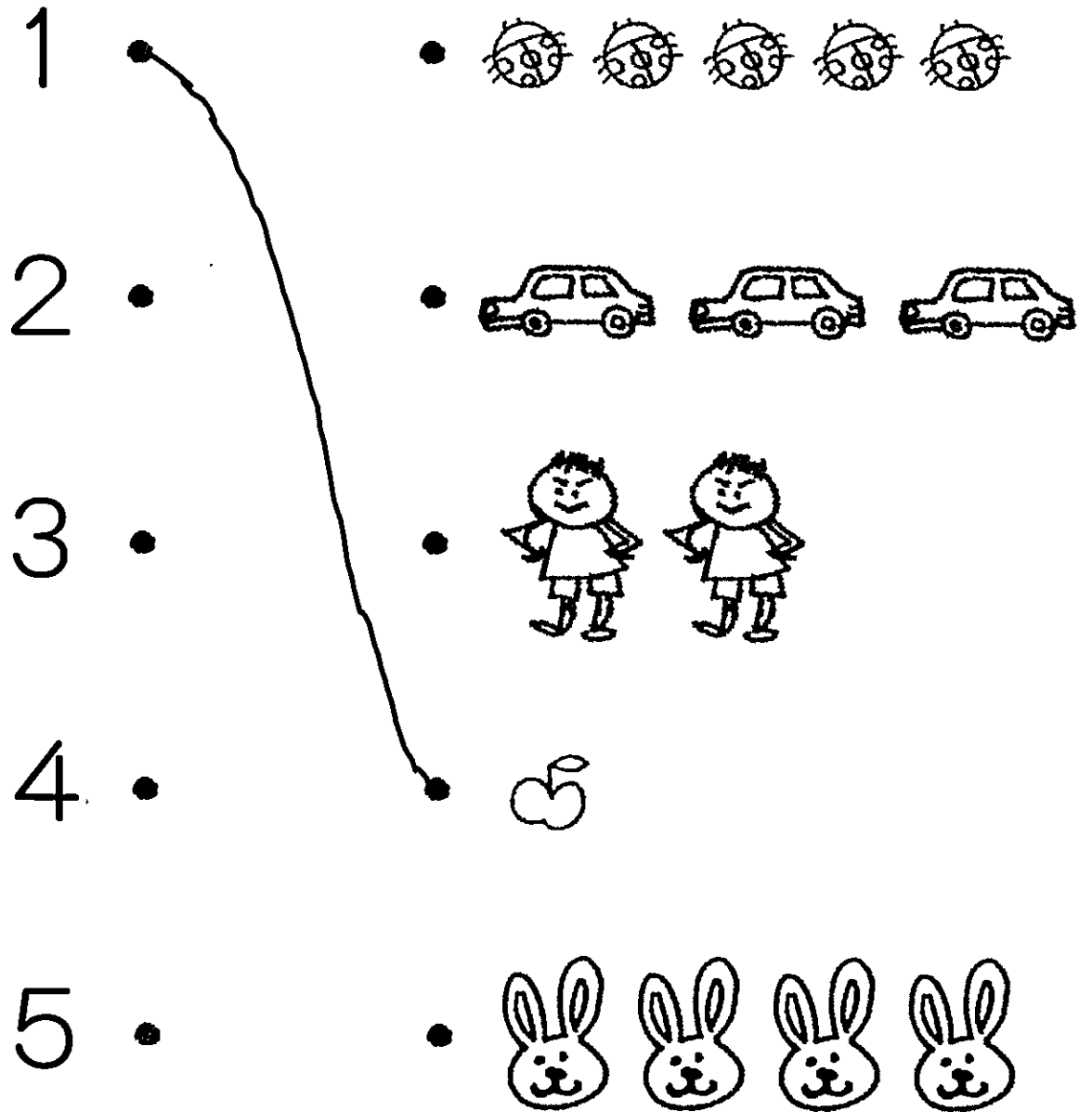
いくつ ある かな。かぞえて みよう。

Quantos temos? Vamos contar.



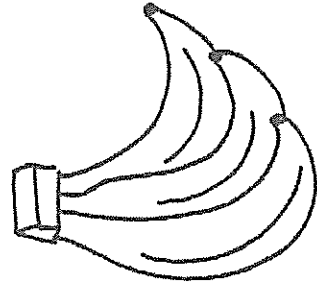
すうじ と かず を せんで おすぼう。

Vamos ligar o numeral e a quantidade correspondente.

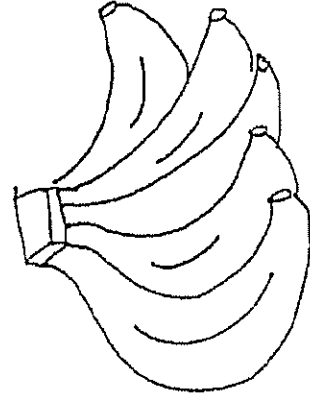


おなじかずを せん で むすぼう！

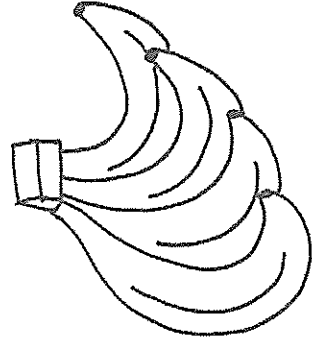
Vamos ligar os elementos com a mesma quantidade.



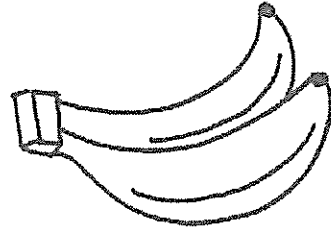
2



3













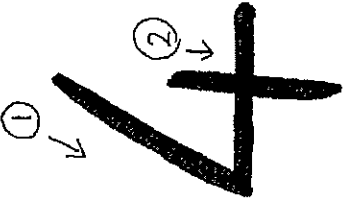



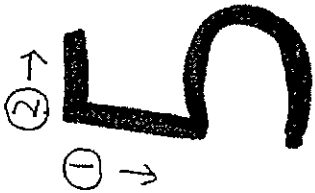





5



4

すうじのれんしゅう。 Vamos treinar os numerais.


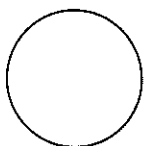


			
			
			
			
			

Mês
がつ

Dia
にち

Nome
なまえ

かたち を かぞえましょう。 Vamos contar as formas geométricas.




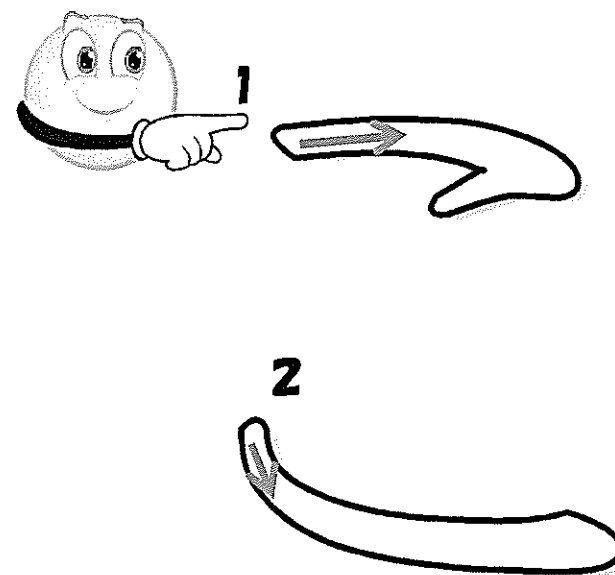
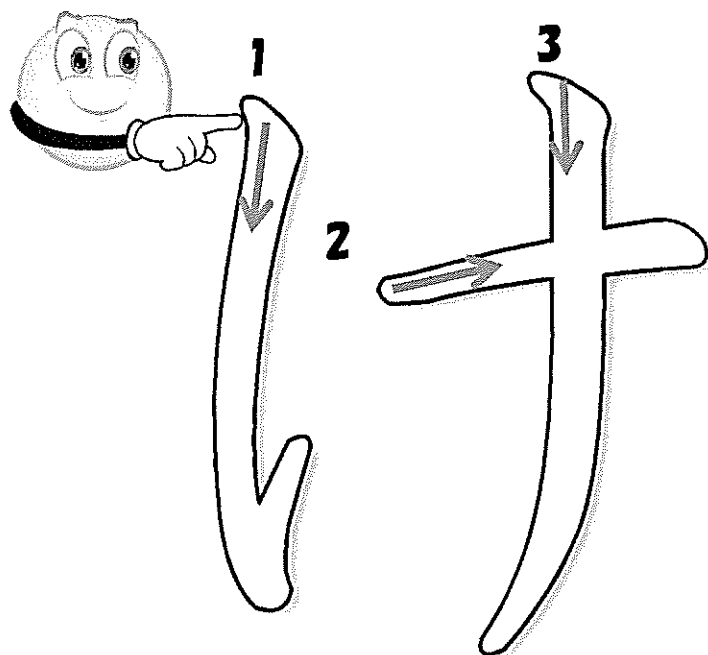


がつ

にち

なまえ

São as letras "KE" e "KO" em Hiragana. Vamos seguir com o dedo! Como será que se escreve?
ひらがなの「け」「こ」です。ひとさしゆびでなぞってみよう! どうやってかくのかな。

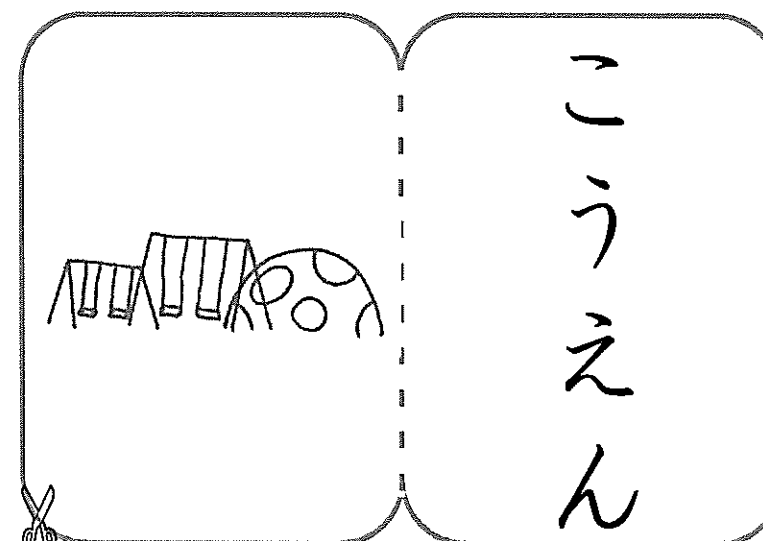
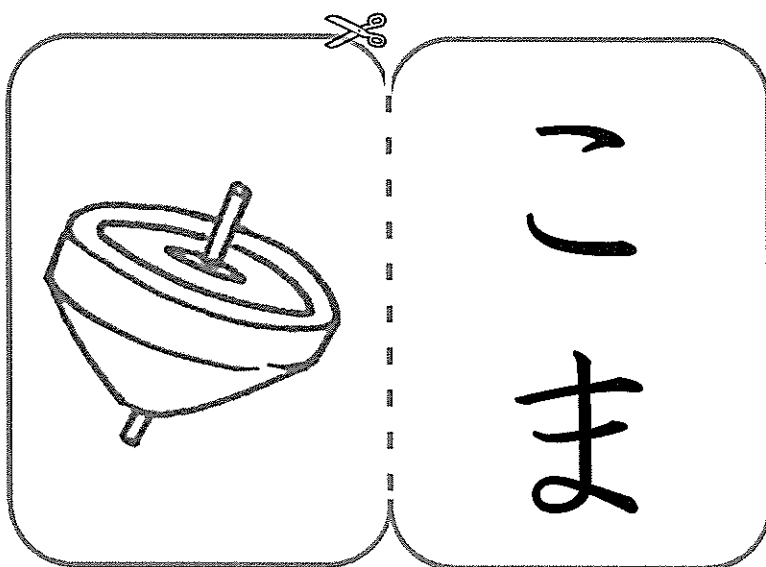
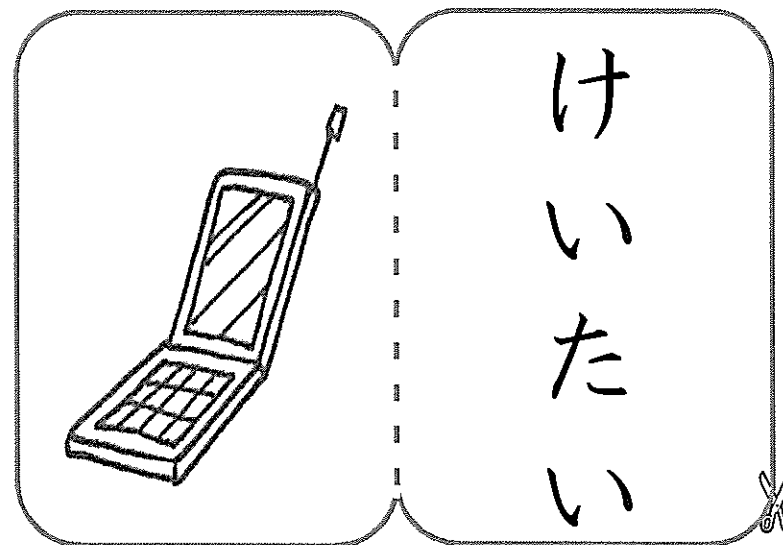
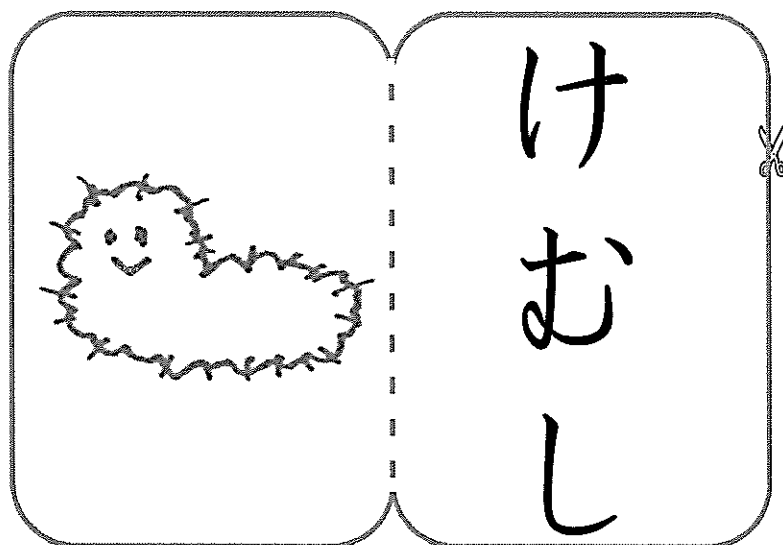


がつ にち

なまえ

Vamos preparar as cartões de letra Hiragana! Corte, dobre ao meio o pedaço de papel e cole.

ひらがな カードを つくって あそぼう! きって、はんぶんにおって、のりではろう。



がつ

にち

なまえ

Responsável ou adulto deve ler e a criança deve ligar a palavra com o desenho.
おとな が よんで、こども は せん で おすびましよう。

lagarta
KEMUSHI

pião
KOMA

celular
KEITAI


parque
KOUEN

けむし

こま

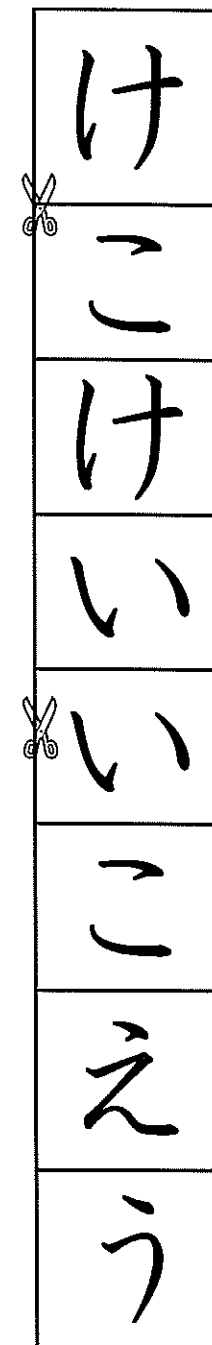






けいたい

こうえん



Corte as letras em HIRAGANA, passe a cola e cole.

ひらがなを きって、のりを つけて、はりましよう。



がつ

にち



なまえ

Qual é o correto? Circle.

ただしものは どれですか。○を つけましょう。

Vamos treinar!


れんしゅうしましょう。




はむし
けむし





けむし




けいたい
はいたい




けいたい



いま
こま



こま



こうえん
いうえん



こうえん

Mês
がつ

Dia
にち


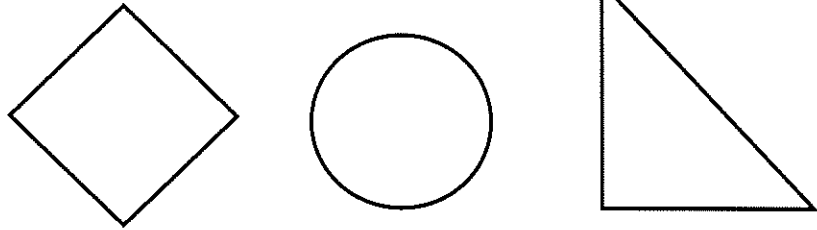
Nome
なまえ

みほん と おなじ かたち に いろ を ぬりましょう。すきな いろ で ぬろう。

Vamos pintar as formas iguais as do exemplo. Pinte com as cores que gosta.

みほん

Exemplo



ん	わ	ら	や	ま	は	な	た	さ	か	あ
けん espada 	わに crocodilo 	らいおん leão 	やま montanha 	まくら travesseiro 	はこ caixa 	なす berinjela 	たいこ tambor 	さめ tubarão 	か mosquito 	あめ bala 
		り		み	ひ	に	ち	し	き	い
		りす esquilo 		みみ orelha 	ひこうき avião 	に 2 dois	ち sangue 	しま ilha 	き árvore 	いえ casa 
		る	ゆ	む	ふ	ぬ	つ	す	く	う
		いるか golfinho 	ゆき neve 	むし inseto 	ふとん edredon 	ぬの tecido 	つくえ mesa 	すいか melancia 	くま urso 	うみ mar 
		れ		め	へ	ね	て	せ	け	え
		れもん limão 		め olho 	へや sala 	ねこ gato 	て mão 	せみ cigarra 	けむし lagarta 	え desenho 
を	ろ	よ	も	ほ	の	と	そ	こ	お	
 てをあらう Lavar a mão	 ろうそく vela	よる noite 	もり floresta 	ほし ☆ ☆ estrela ☆	のり cola 	どけい relógio 	そうじ limpeza 	こうえん parque 	おの machado 	


Mês
がつ

Dia
にち

N o m e
なまえ


くび が いちばん ながい の は、どれですか。

Qual deles tem o pescoço mais comprido?



りぼん が いちばん ながい の は、どれですか。

Qual dos laços é o mais comprido?




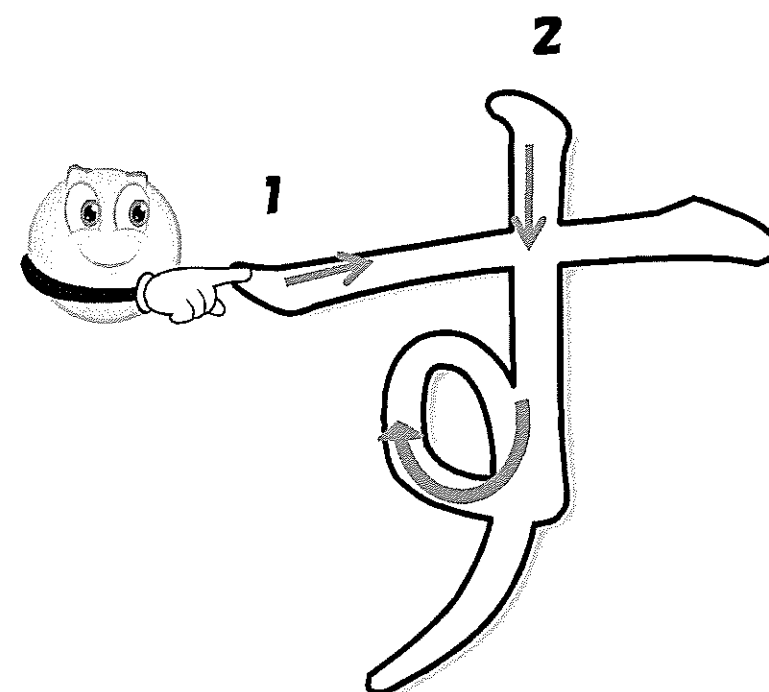
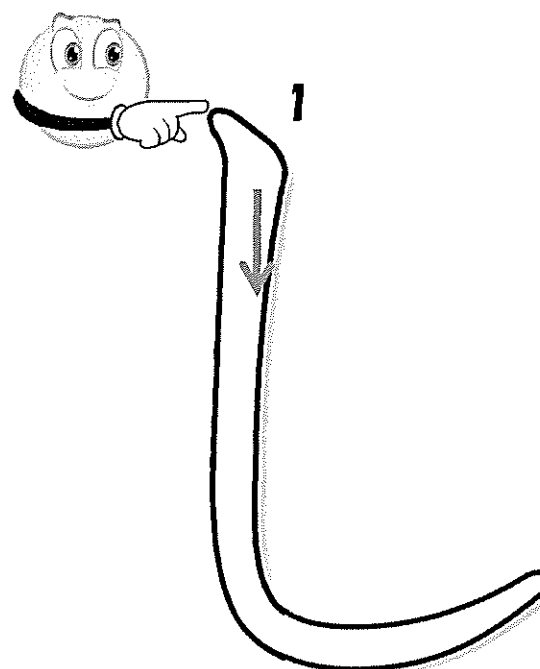
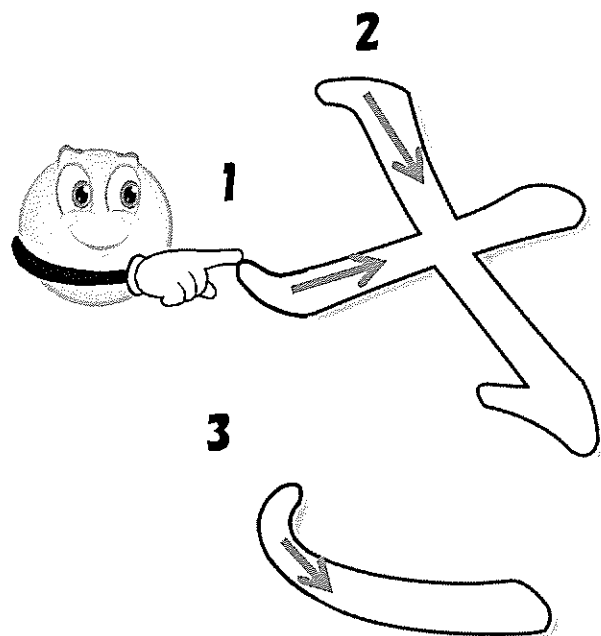


がつ

にち

なまえ

São as letras "SA", "SHI" e "SU" em Hiragana. Vamos seguir com o dedo! Como será que se escreve?
ひらがなの「さ」「し」「す」です。ひとさしゆびでなぞってみよう! どうやってかくのかな。

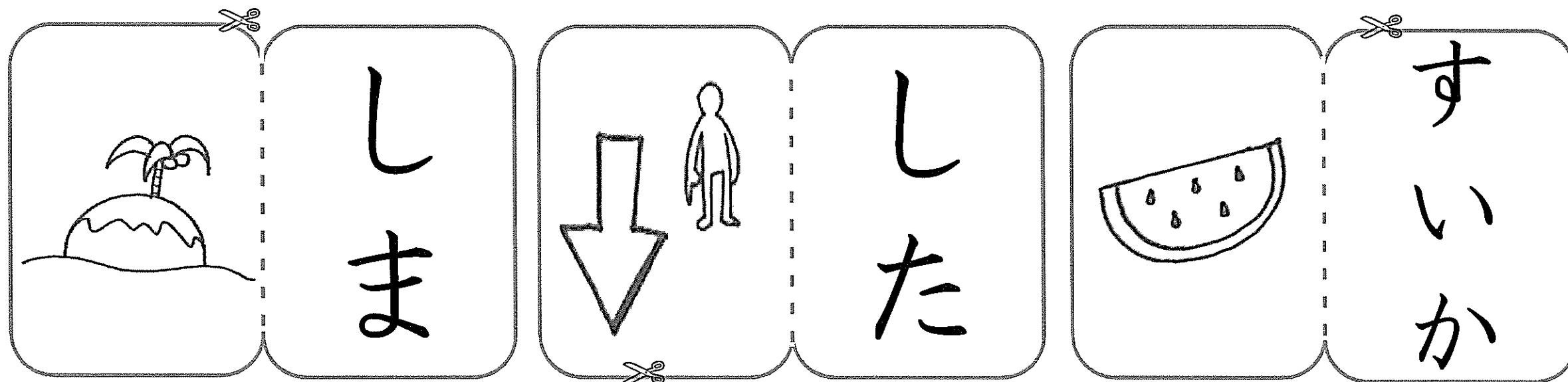



がっ にち

なまえ

Vamos preparar as cartas de letra Hiragana! Corte, dobre ao meio o pedaço de papel e cole.

ひらがな カードを つくって あそぼう! きって、はんぶんにおって、のりではろう。



がつ

にち

なまえ

Corte as letras em HIRAGANA, passe a cola e cole
ひらがなを きって、のりを つけて、はりましょう。

Responsável ou adulto deve ler e a criança deve ligar a palavra com o desenho.

おとな が よんで、こども は せん で おすびましょう。

tubarão
SAME

ilha
SHIMA

SUSHI

em baixo
SHITA

melancia
SUIKA

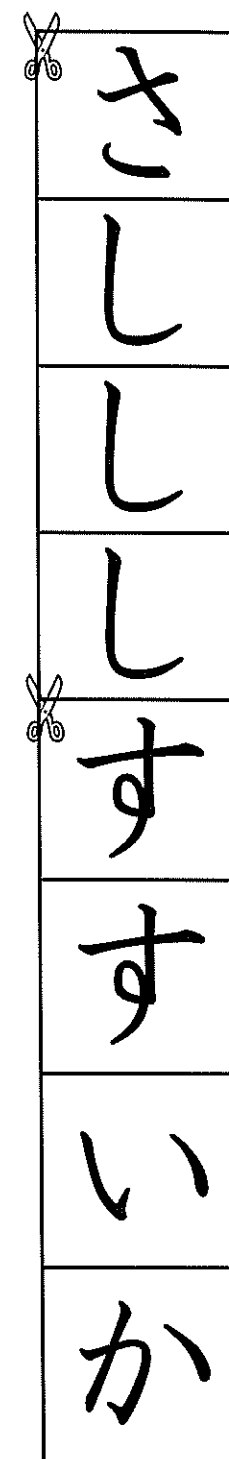
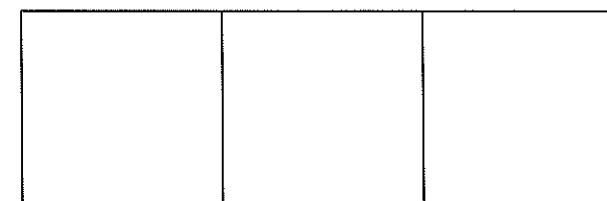




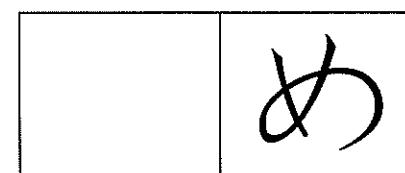
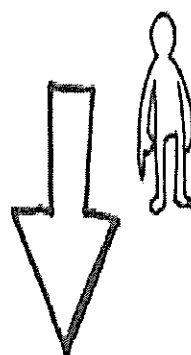


さめ

しま

すし

した

すいか




がつ にち

なまえ

Qual é o correto? Circule.

たいたいものは どれですか。○を つけましょう。




まし
すし



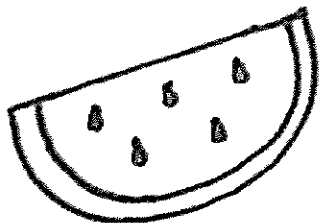
さめ
まめ



しは
しま



つた
した





まいか
すいか



Vamos treinar!

れんしゅうしましょう。

す し

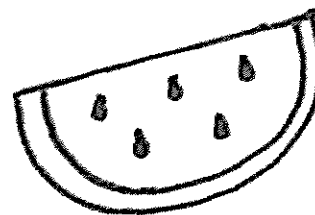



さ め

し ま



し た



す い か



Mês
がつ

Dia
にち


N o m e
なまえ

いくつ ある かな。かぞえて みよう。

Quantos temos? Vamos contar.

1 

2 

3 

4 

5 

6 


すうじ と かず を せんで おすほう。

Vamos ligar o numeral e a quantidade correspondente.

1 

2 

3 

4 

5 

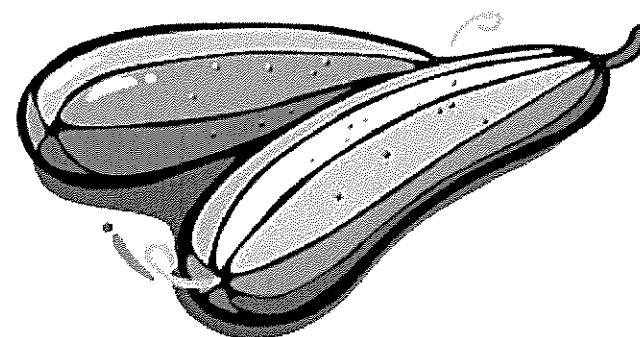
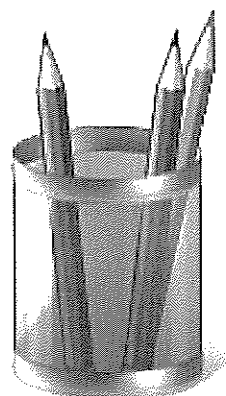







6 

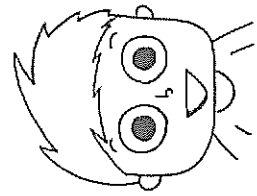
Mês
がっ

Dia
にち

Nome
なまえ

いくつ ありますか。 いますか。 Quantos existem/tem/há?





あいている しかく に すうじ を いれよう。


Escreva o numeral correto dentro do quadrado vazio.

1	2	3	4	5
---	---	---	---	---

1	2	3		5
---	---	---	--	---

	2		4	5
--	---	--	---	---

1		3		5
---	--	---	--	---



Mês
がっ

Dia
にち

Nome
なまえ

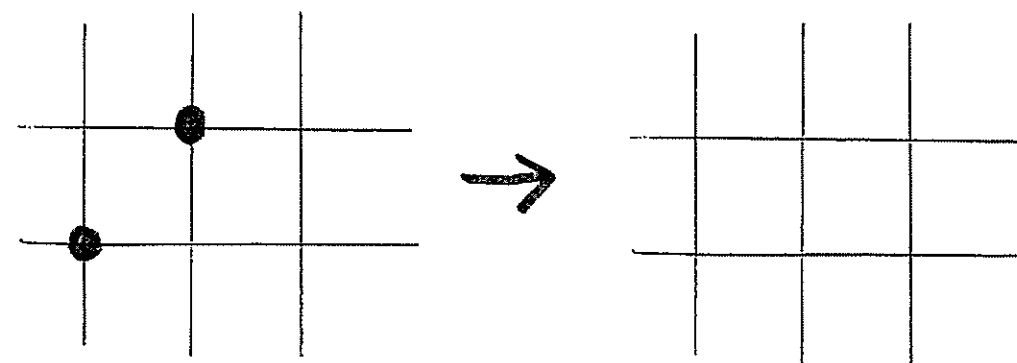
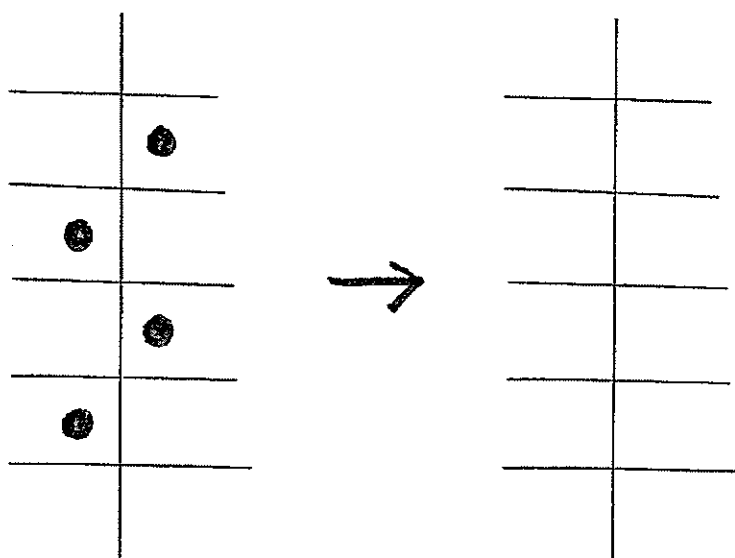

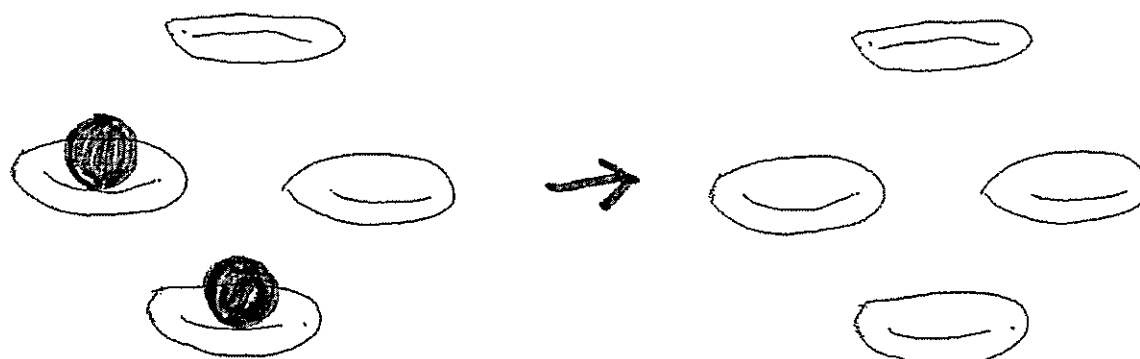
Mês
がつ

Dia
にち

Nome
なまえ



ひだりと おなじように かこう。 Escreva igualmente ao lado esquerdo.



Mês
がつ

Dia
にち

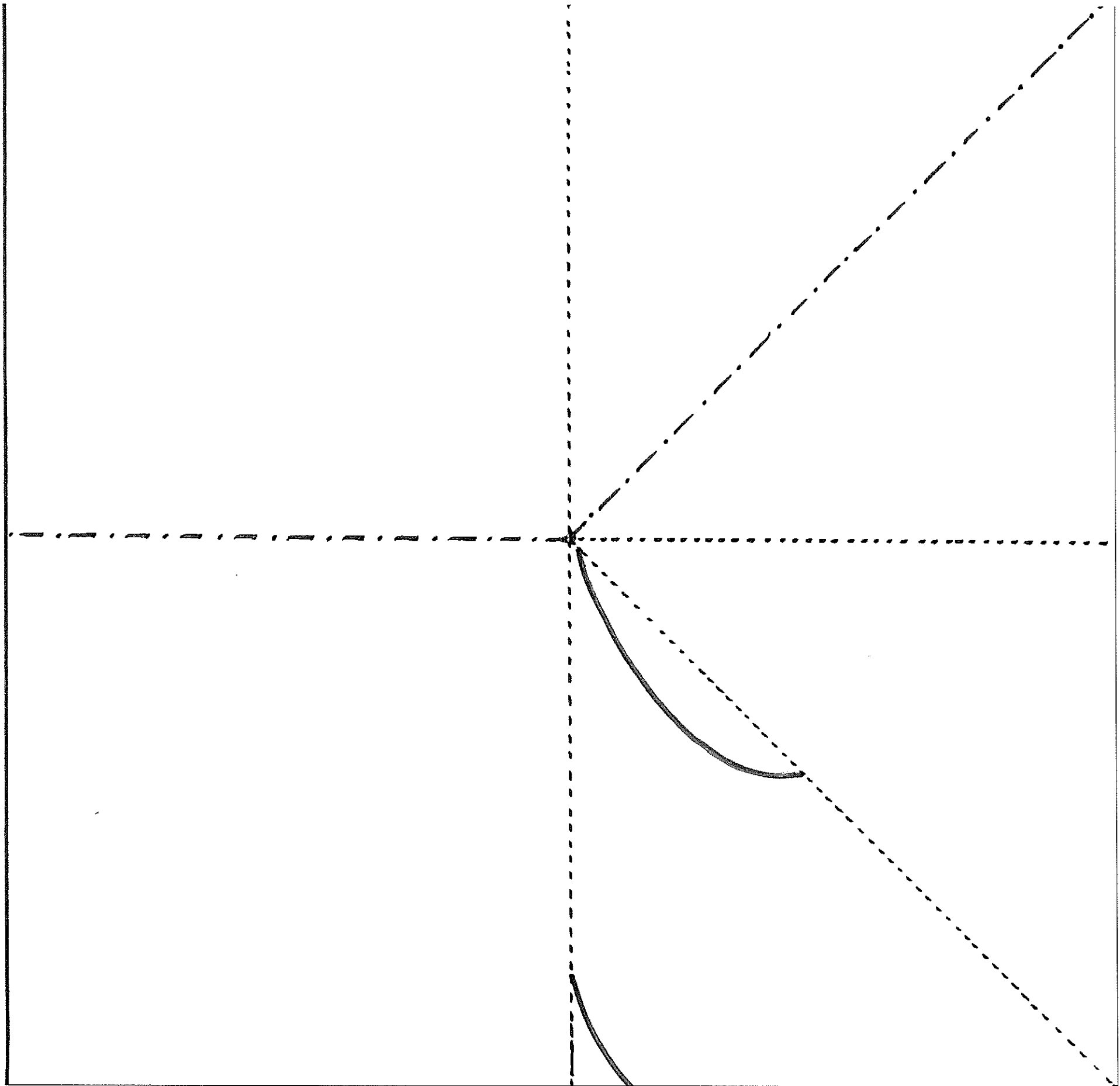

Nome
なまえ

かみをおって、

はなをつくろう。

Dobre o papel,



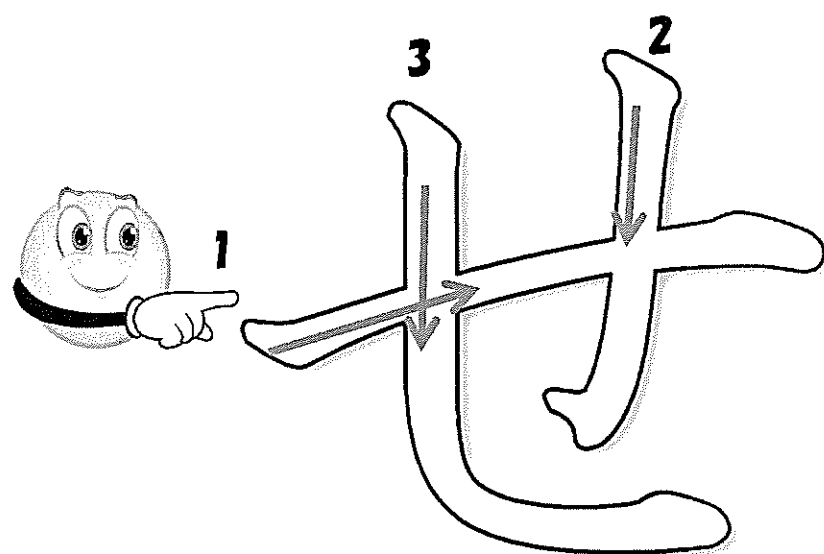
corte e vamos fazer uma flor.



がつ にち

なまえ

São as letras "SE" e "SO" em Hiragana. Vamos seguir com o dedo! Como será que se escreve?
ひらがなの「せ」「そ」です。ひとさしゆびでなぞってみよう! どうやってかくのかな。


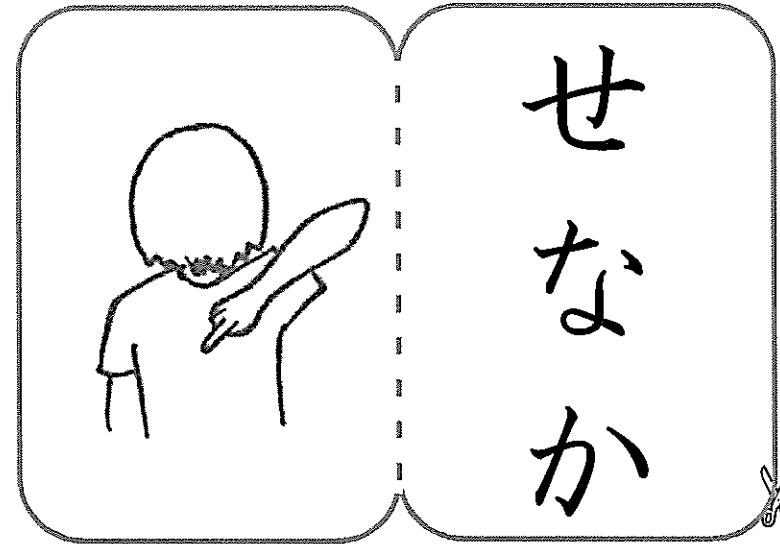



がっ にち

なまえ

Vamos preparar as cartões de letra Hiragana! Corte, dobre ao meio o pedaço de papel e cole.

ひらがな カードを つくって あそぼう! きって、はんぶんにおって、のりではろう。



がつ にち なまえ

Responsável ou adulto deve ler e a criança deve ligar a palavra com o desenho.
 おとな が よんで、こども は せん で おすびましよう。

costas SENAKA せなか
 cigarra SEMI せみ
 céu SORA そら
 limpeza SOUJI そうじ



Corte as letras em HIRAGANA, passe a cola e cole.

ひらがなを きって、のりを つけて、はりましょう。

な

み

ら

じ



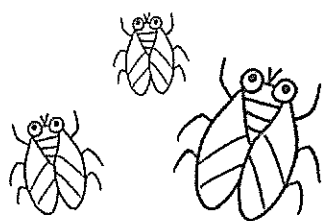
せ
 せ
 そ
 そ
 か
 う

がつ にち

なまえ

Qual é o correto? Circule.

たдаしいものは どれですか。○を つけましよう。



せ み
せ や



せ な つ
せ な か



ん う じ
そ う じ



ん ら
そ ら

Vamos treinar!

れんしゅうしましよう。



せ み



せ な か



そ う じ




そ ら

Mês
がつ

Dia
にち

N o m e
なまえ

えをかこう。なににみえますか。Vamos fazer um desenho. O que podemos enxergar?



Data de início

はじめた ひ :

Mês

がつ

Dia

にち

Data de término

おわった ひ :

Mês

がつ

Dia



にち

なまえ Nome

の
ベンまよう

No 4



ん  けん espada	わ  わに crocodilo	ら  らいおん leão	や  やま montanha	ま  まくら travesseiro	は  はこ caixa	な  なす berinjela	た  たいこ tambor	さ  さめ tubarão	か  mosquito	あ  あめ bala
		り  りす esquilo		み  みみ orelha	ひ  ひこうき avião	に  に dois	ち  ち sangue	し  しま ilha	き  き árvore	い  いえ casa
		る  いるか golfinho	ゆ  ゆき neve	む  むし inseto	ふ  ふとん edredon	ぬ  ぬの tecido	つ  つくえ mesa	す  すいか melancia	く  くま urso	う  うみ mar
		れ  れもん limão		め  め olho	へ  へや sala	ね  ねこ gato	て  て mão	せ  せみ cigarra	け  けむし lagarta	え  え desenho
を  てをあらう Lavar a mão	ろ  ろうそく vela	よ  よる noite	も  もり floresta	ほ  ほし estrela	の  のり cola	と  とけい relógio	そ  そうじ limpeza	こ  こうえん parque	お  おの machado	


Mês
がつ

Dia
にち

Nome
なまえ

まちがいさがし。それぞれ 7こ ちがうよ。みつけて みよう。

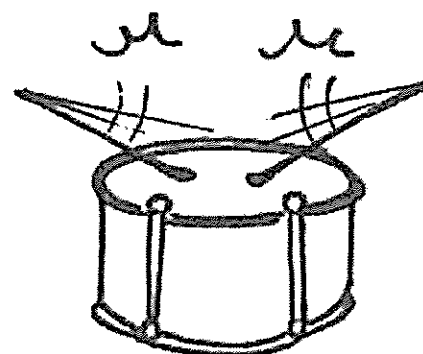


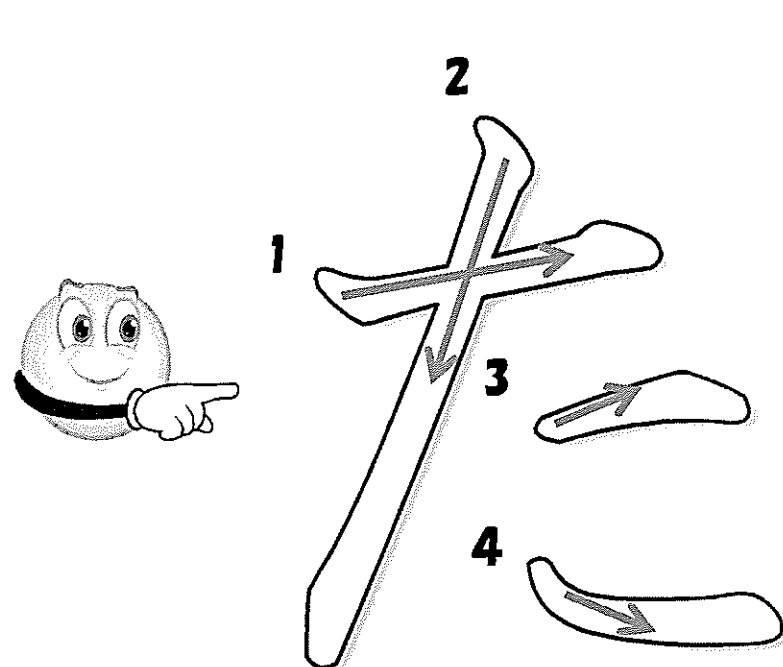
Encontre os erros. Cada par de figuras tem 7 erros. Vamos encontrá-los.



がつ にち

なまえ

São as letras "TA" e "CHI" em Hiragana. Vamos seguir com o dedo! Como será que se escreve?
ひらがなの「た」「ち」です。ひとさしゆびでなぞってみよう! どうやってかくのかな。

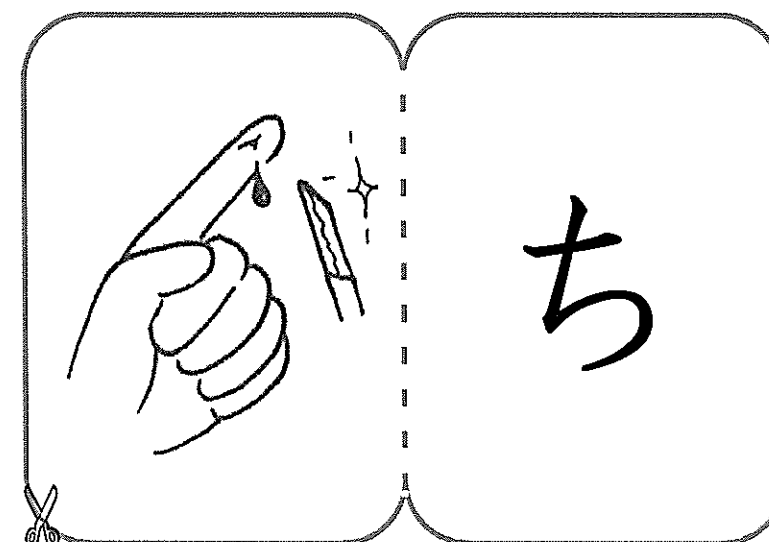
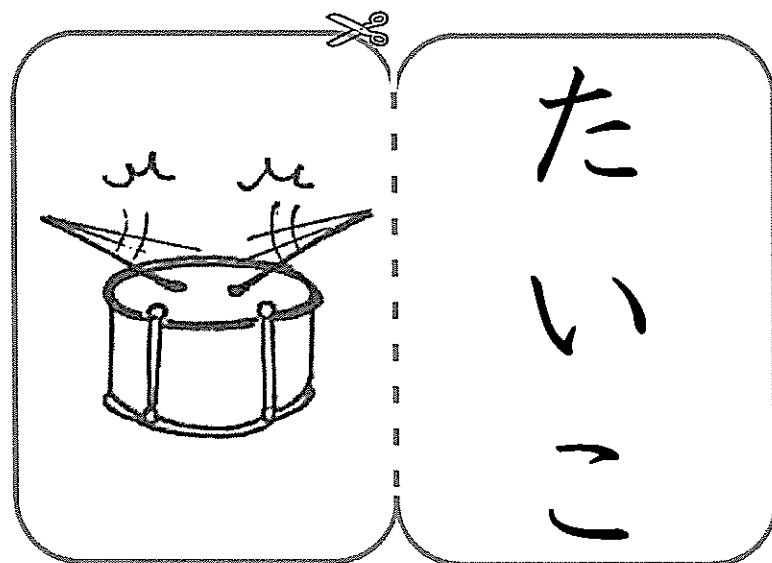
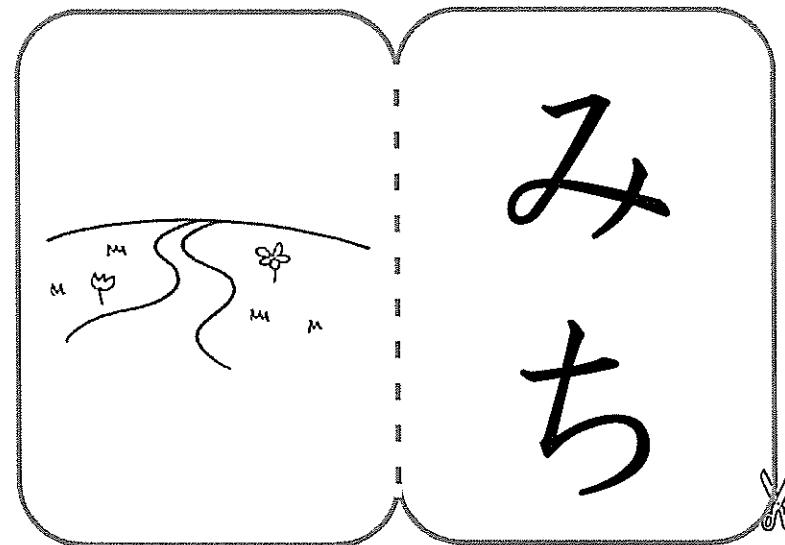
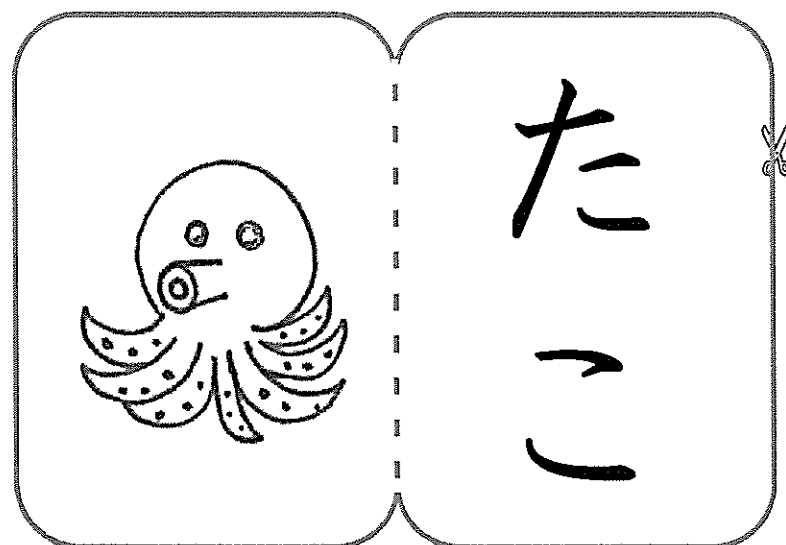


がつ にち

なまえ

Vamos preparar as cartões de letra Hiragana! Corte, dobre ao meio o pedaço de papel e cole.

ひらがな カードを つくって あそぼう! きって、はんぶんにおって、のりで はろう。



Responsável ou adulto deve ler e a criança deve ligar a palavra com o desenho.
 おとな が よんで、こども は せん で おすびましよう。

caminho
TAIKO

たいこ

sangue
CHI


ち

polvo
TAKO




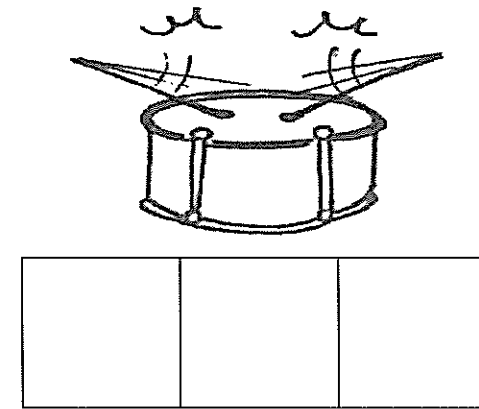
たこ

caminho
MICH

みち



Corte as letras em HIRAGANA, passe a cola e cole.
 ひらがなを きって、のりを つけて、はりましよう。



た
た
ち
ち
い
こ
こ

がつ にち

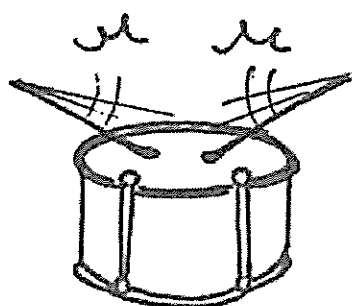
なまえ

Qual é o correto? Circule.

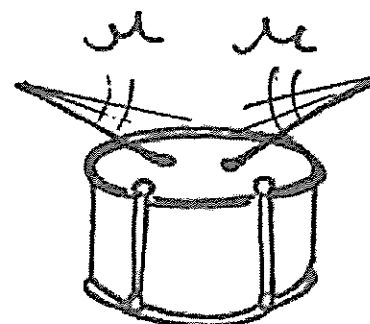
た だ しい も の は ど れ で す か 。 ○ を つ け ま し ょ う 。

Vamos treinar!


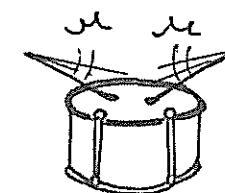
れ ん し ゅ う し ま し ょ う 。



た り こ
た い こ



た い こ




み ち
み さ



み ち



た い
た こ



た こ



ち
っ



ち

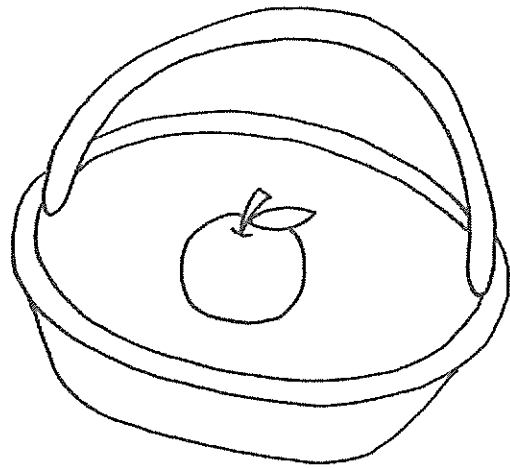
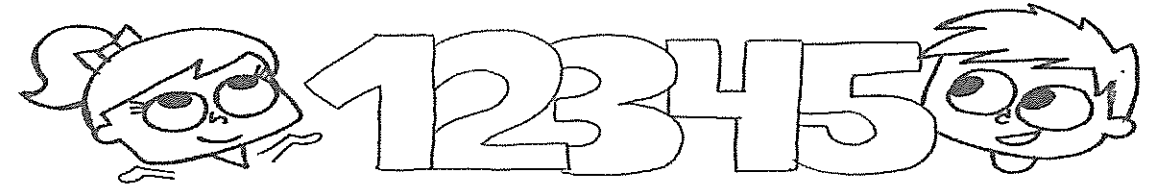
Mês
がつ


Dia
にち


Nome
なまえ


かご に りんご が いくつ あるかな？


Quantas maçãs estão dentro da cesta?














Mês
がつ

Dia
にち

Nome
なまえ




いくつ ある かな。かぞえて みよう。

Quantos temos? Vamos contar.





すうじ と かず を せんで おすぼう。

Vamos ligar o numeral e a quantidade correspondente.



みずがはいったばけつをもっています。どちらがたくさんはいっているかな。みずをかこう。

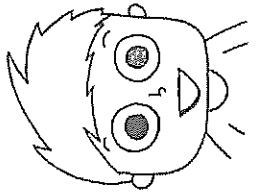
Carregando baldes cheios de água. Qual deles tem mais? Vamos desenhar a quantidade de água.



Mês
がつ

Dia
にち

Nome
なまえ



あいている　しかく　に　すうじ　を　いれよう。

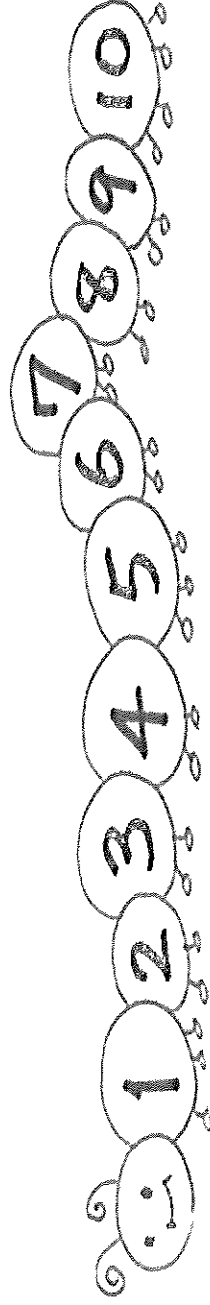
Escreva o numeral correto dentro do quadrado vazio.

1				4	5
---	--	--	--	---	---

1	2	3			
---	---	---	--	--	--

1	2				5
---	---	--	--	--	---

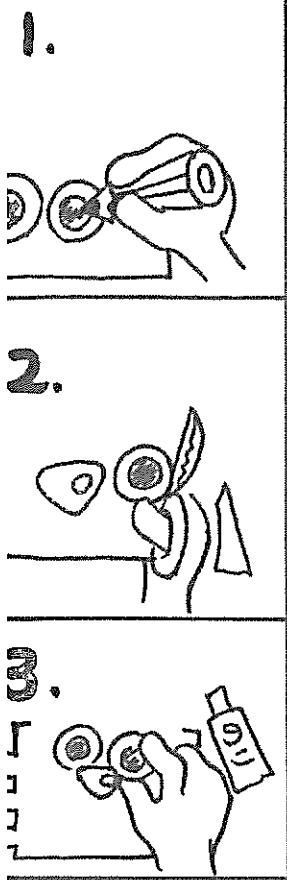
1		3	4		
---	--	---	---	--	--




Mês
がっ

Dia
にち


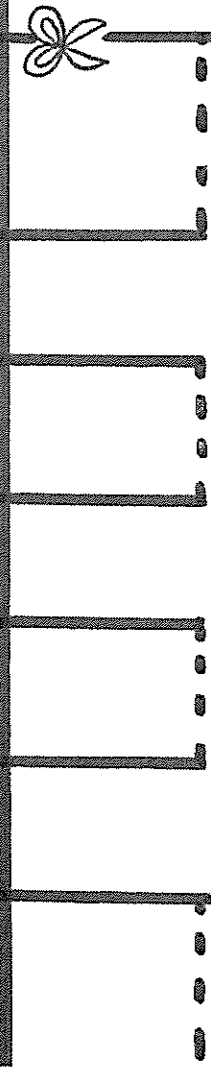
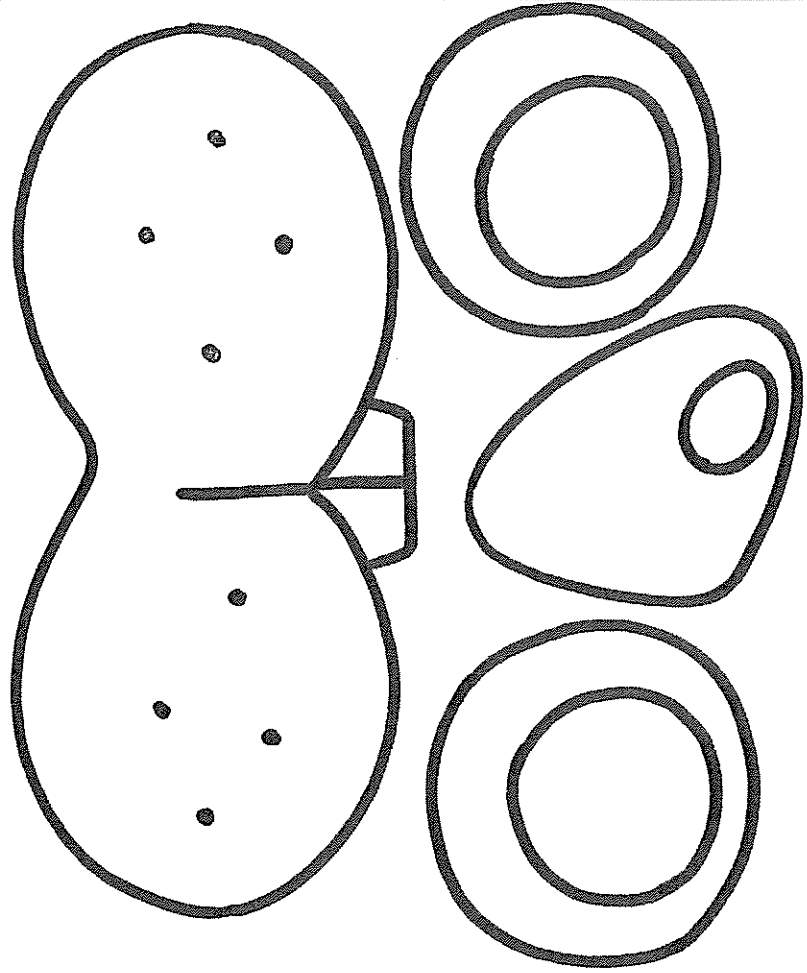
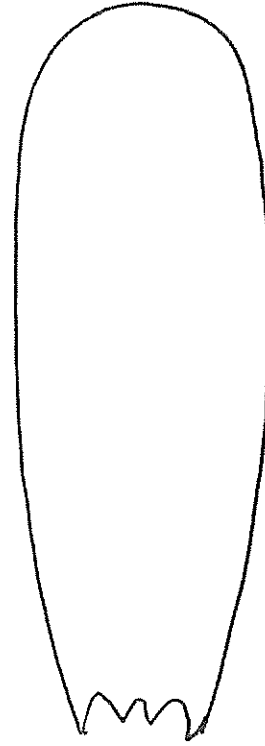
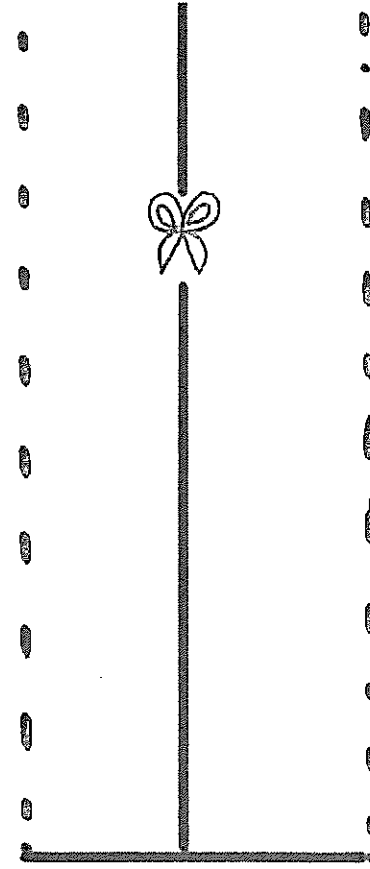

Nome
なまえ



うさぎ



やまおり →

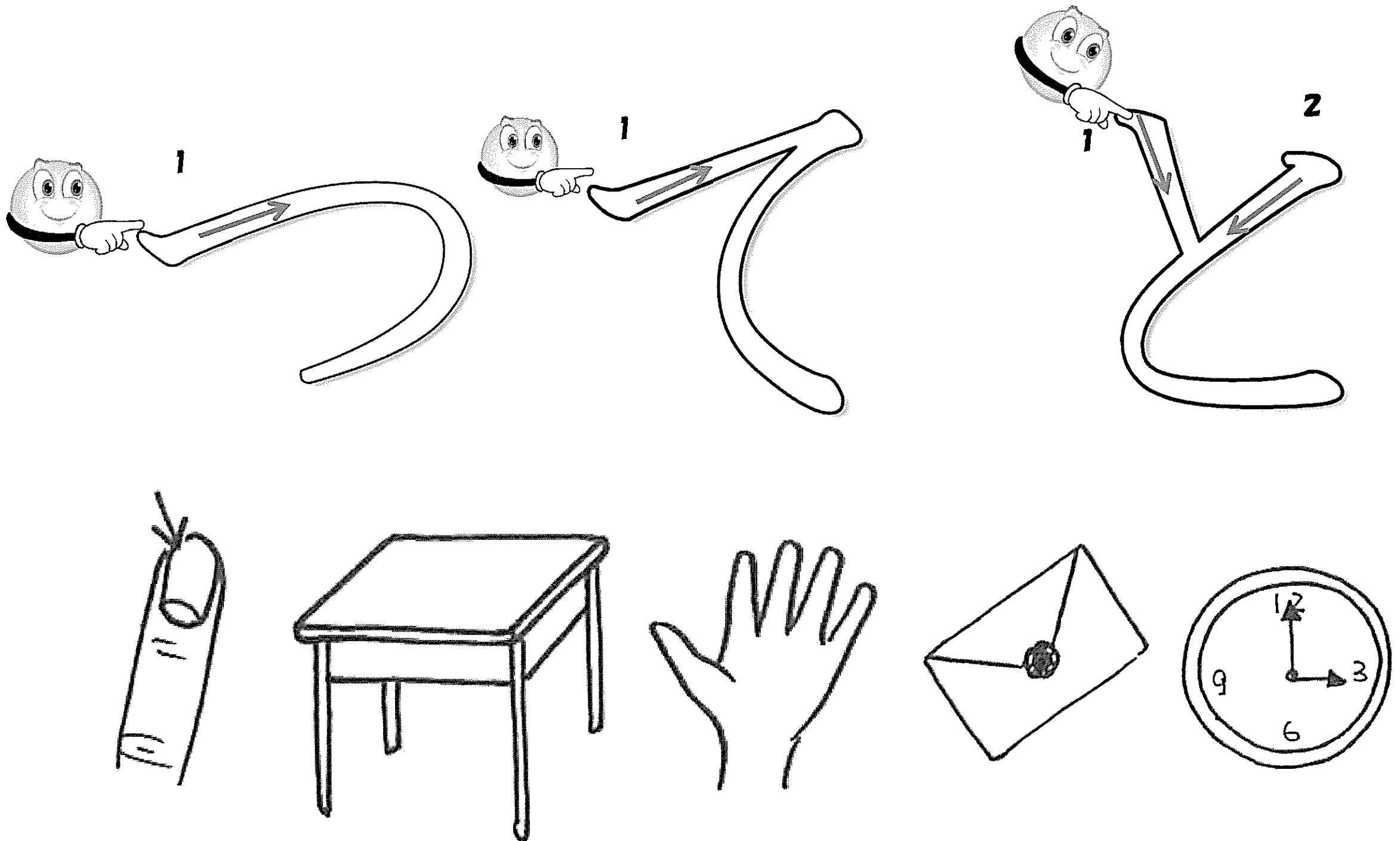


がつ

にち

なまえ

São as letras "TSU" ,"TE" e "TO" em Hiragana. Vamos seguir com o dedo! Como será que se escreve?
ひらがなの「つ」「て」「と」です。ひとさしゆびでなぞってみよう! どうやってかくのかな。

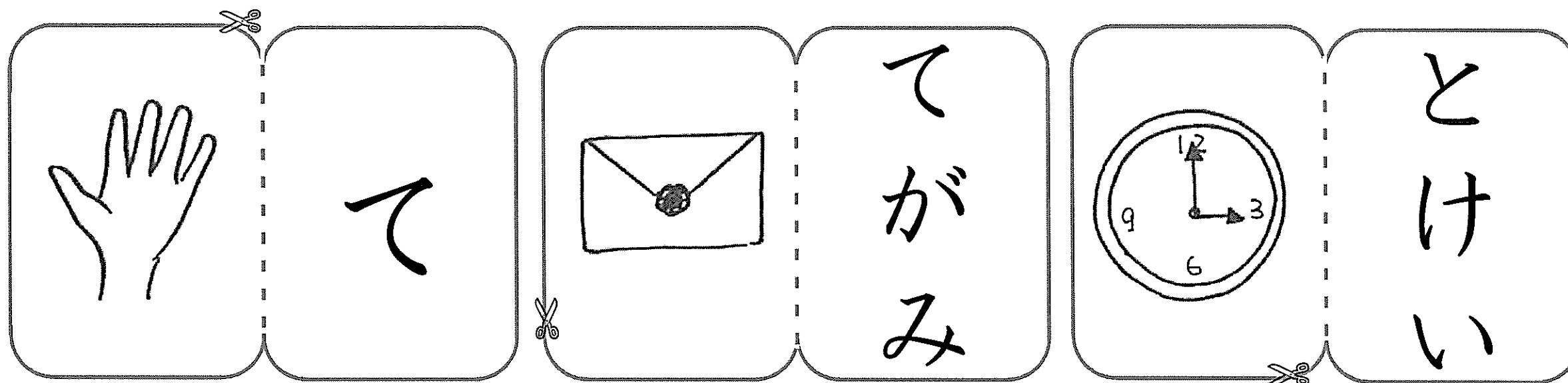



がつ にち

なまえ

Vamos preparar as cartões de letra Hiragana! Corte, dobre ao meio o pedaço de papel e cole.

ひらがな カードを つくって あそぼう! きって、はんぶんにおって、のりではろう。



がつ にち なまえ

Responsável ou adulto deve ler e a criança deve ligar a palavra com o desenho.
おとな が よんで、こども は せん で おすびましよう。

unha
TSUME



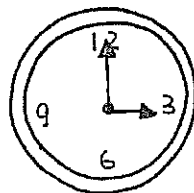

mesa
TE

mão
TEGAMI

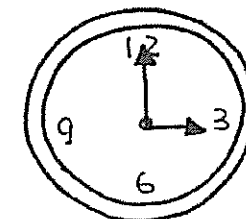







carta
TSUKUE

relógio
TOKEI

つめ て てがみ つくえ とけい



Corte as letras em HIRAGANA, passe a cola e cole
ひらがなを きって、のりを つけて、はりましょう。



つ

つ

て

て

と

け

く

い

え

がつ にち

なまえ

Qual é o correto? Circule.

ただしいものは どれですか。○を つけましょう。


Vamos treinar!

れんしゅうしましょう。




しめ

つめ



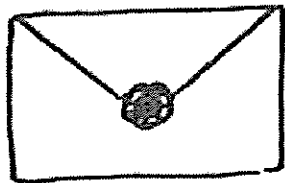
つくん

つくえ



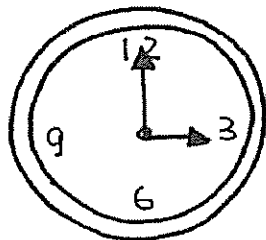
っ

て



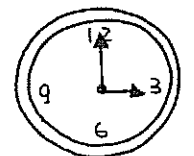
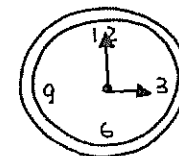
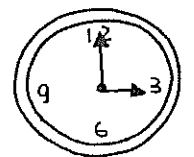
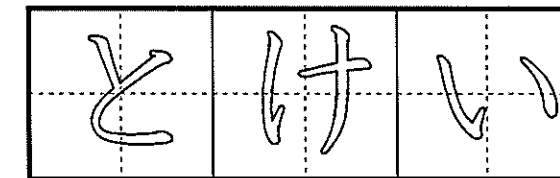
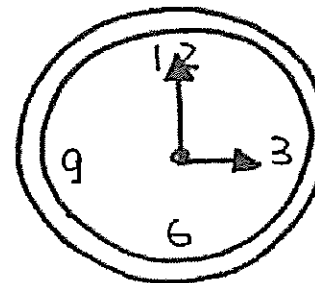

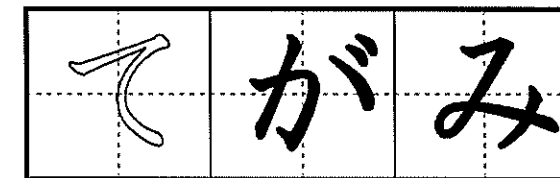


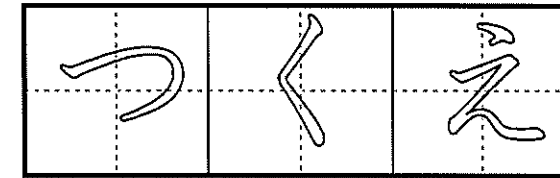

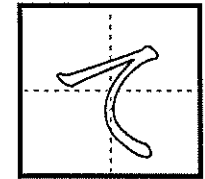
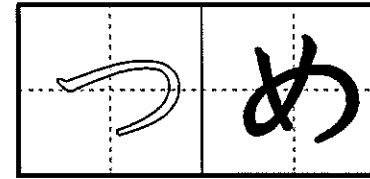
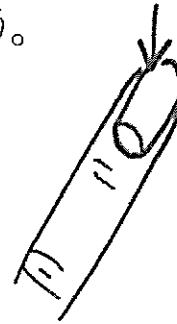
くがみ

てがみ



とけい

とけり



Mês
がつ

Dia
にち

Nome
なまえ




くまのひだりになにがいますか。

くまのみぎになにがありますか。

O que tem ao lado esquerdo do urso?

O que tem ao lado direito do urso?

Direita Esquerda



くまのみぎになにがありますか。


くまのひだりになにがいますか。

くまのひだりになにがいますか。

O que tem ao lado direito do urso?


O que tem ao lado esquerdo do urso?

O que tem ao lado esquerdo do urso?



Data de início はじめた ひ : Mês が 月 Dia に 日

Data de término おわった ひ : Mês が 月 Dia に 日




ん	わ	ら	や	ま	は	な	た	さ	か	あ
けん espada 	わに crocodilo 	らいおん leão 	やま montanha 	まくら travesseiro 	はこ caixa 	なす berinjela 	たいこ tambor 	さめ tubarão 	か mosquito 	あめ bala 
		り		み	ひ	に	ち	し	き	い
		りす esquilo 		みみ orelha 	ひこうき avião 	に 2 dois 	ち sangue 	しま ilha 	き árvore 	いえ casa 
		る	ゆ	む	ふ	ぬ	つ	す	く	う
		いるか golfinho 	ゆき neve 	むし inseto 	ふとん edredon 	ぬの tecido 	つくえ mesa 	すいか melancia 	くま urso 	うみ mar 
		れ		め	へ	ね	て	せ	け	え
		れもん limão 		め olho 	へや sala 	ねこ gato 	て mão 	せみ cigarra 	けむし lagarta 	え desenho 
を	ろ	よ	も	ほ	の	と	そ	こ	お	
 てをあらう Lavar a mão	 ろうそく vela	よる noite 	もり floresta 	ほし ☆ ☆ estrela ☆	のり cola 	どけい relógio 	そじ limpeza 	こうえん parque 	おの machado 	

Mês
がつ

Dia
にち

Nome
なまえ

だいこん を ぬいています。どんな おおきさ かな。 Colhendo nabo. Qual será o tamanho?




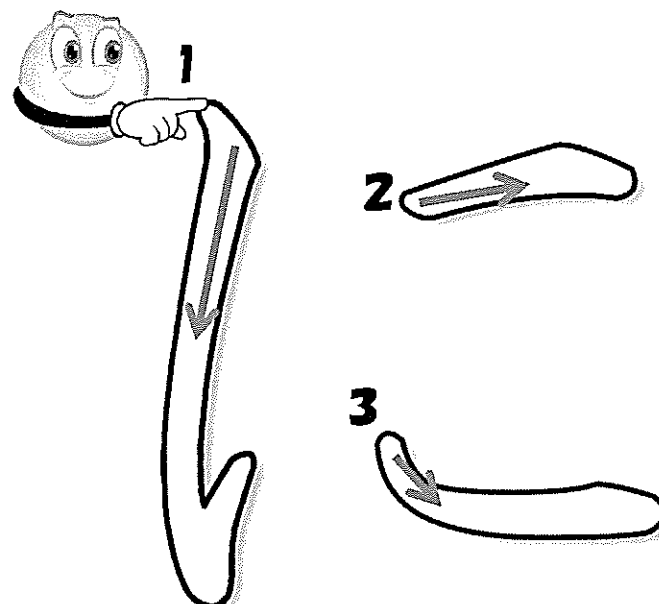
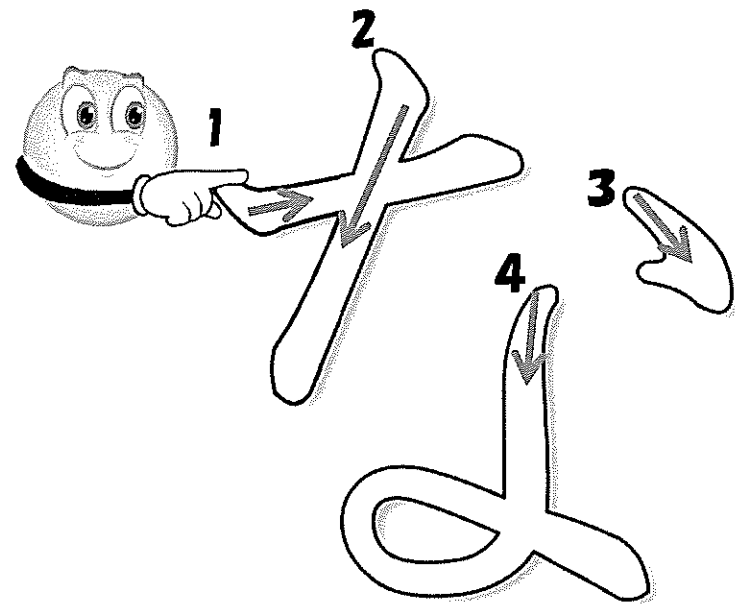


がつ

にち

なまえ

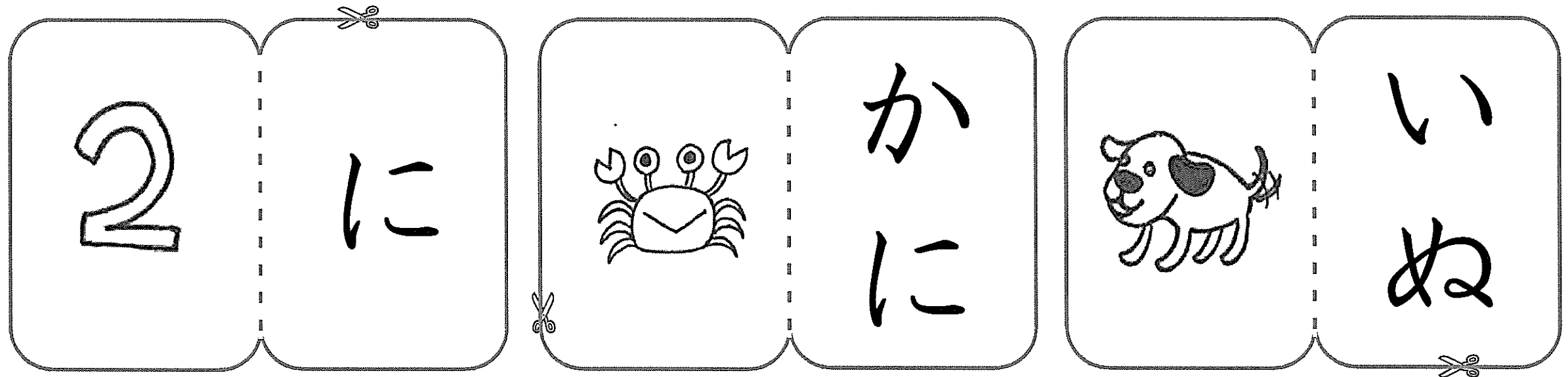
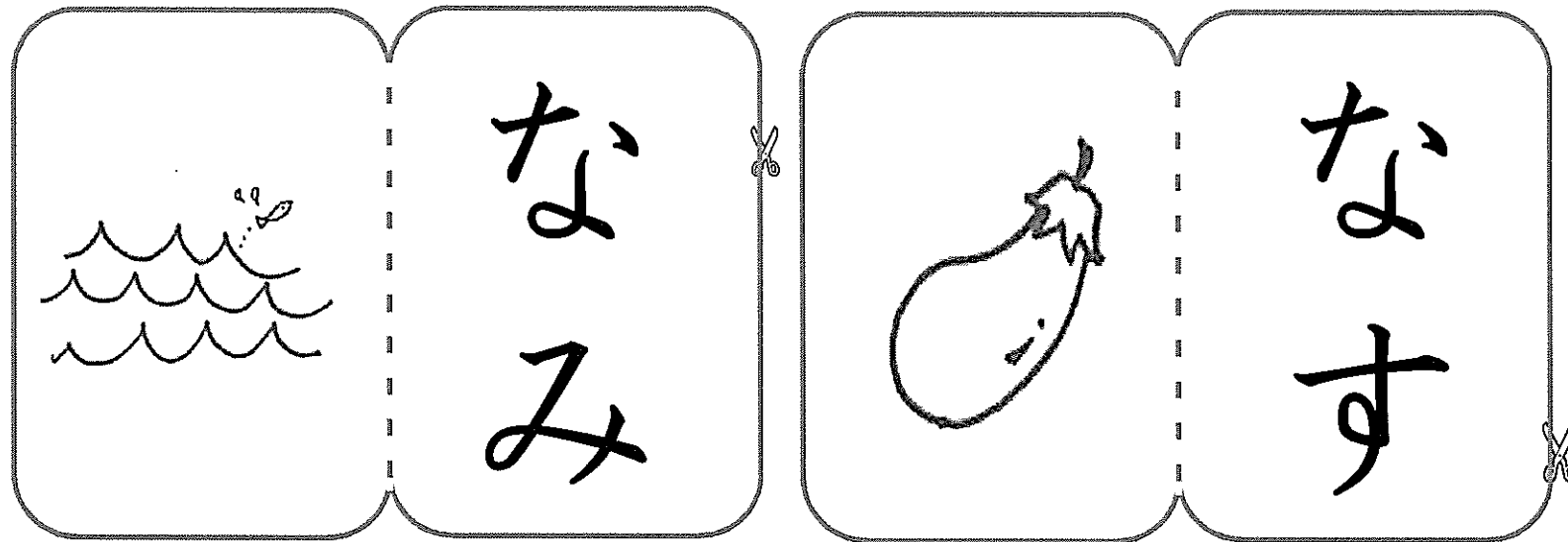
São as letras "NA", "NI" e "NU" em Hiragana. Vamos seguir com o dedo! Como será que se escreve?
ひらがなの「な」「に」「ぬ」です。ひとさしゆびでなぞってみよう! どうやってかくのかな。



がつ にち

なまえ

Vamos preparar as cartões de letra Hiragana! Corte, dobre ao meio o pedaço de papel e cole.
ひらがな カードを つくって あそぼう! きって、はんぶんにおって、のりではろう。



がつ にち なまえ

Responsável ou adulto deve ler e a criança deve ligar a palavra com o desenho.
おとな が よんで、こども は せん で おすびましよう。

berinjela
NASU

onda
NAMI

caranguejo
KANI

dois
NI

cachorro
INU



なす

なみ

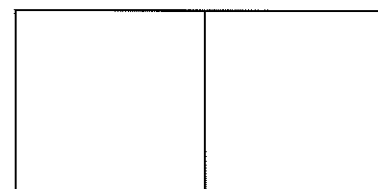



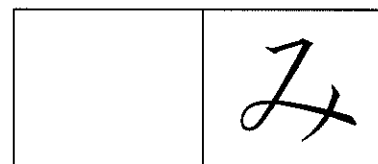


かに

に

いぬ



Corte as letras em HIRAGANA, passe a cola e cole
ひらがなを きって、のりを つけて、はりましよう。



な
な
に
に
ぬ
い
す
か

がつ にち

なまえ

Qual é o correto? Circule.

ただしいものは どれですか。○を つけましょう。




な す
は す



は み
な み

2


こ
に





か に
か こ



い ぬ
こ ぬ

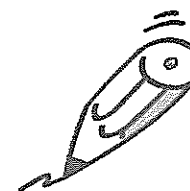


2



Vamos treinar!

れんしゅうしましょう。



な す



な み

に 2

か に



い ぬ

Mês
がつ

Dia
にち


N o m e
なまえ

いくつ ある かな。かぞえて みよう。

Quantos temos? Vamos contar.

1 

2 

3 

4 

5 



6 


7 





8 


すうじ と かず を せんで おすぼう。

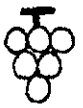



Vamos ligar o numeral e a quantidade correspondente.








1  






2 








3    

4 

5    

6       

7     

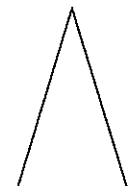
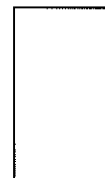
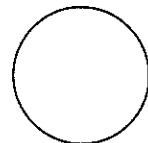
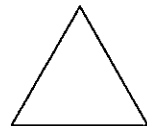


8       

Mês
がつ

Dia
にち

N o m e
なまえ

かたち を かぞえましょう。 Vamos contar as formas geométricas.

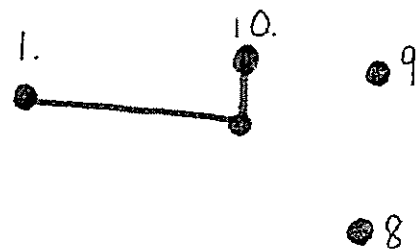



Mês
がつ

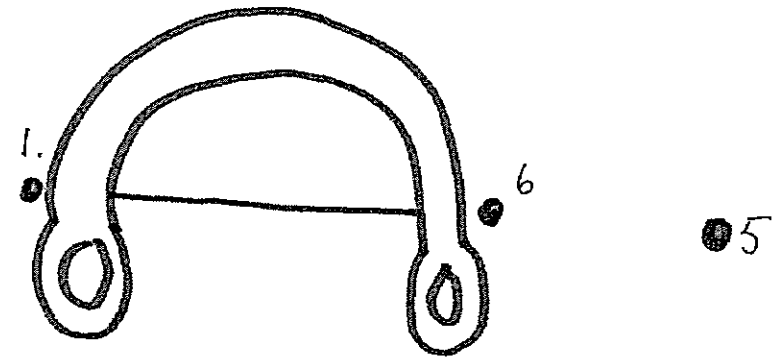
Dia
にち

Nome
なまえ

1 から じゅんばん に てん を おすぼう。 Ligue os pontos na sequência a partir do número 1.




2.



2.

3.



6.

7.

4.

5.

3.

4.


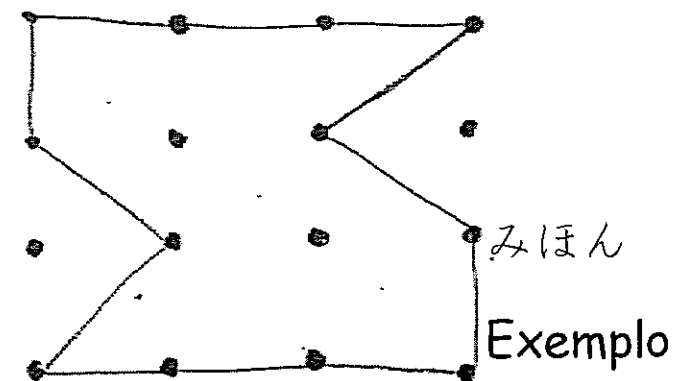

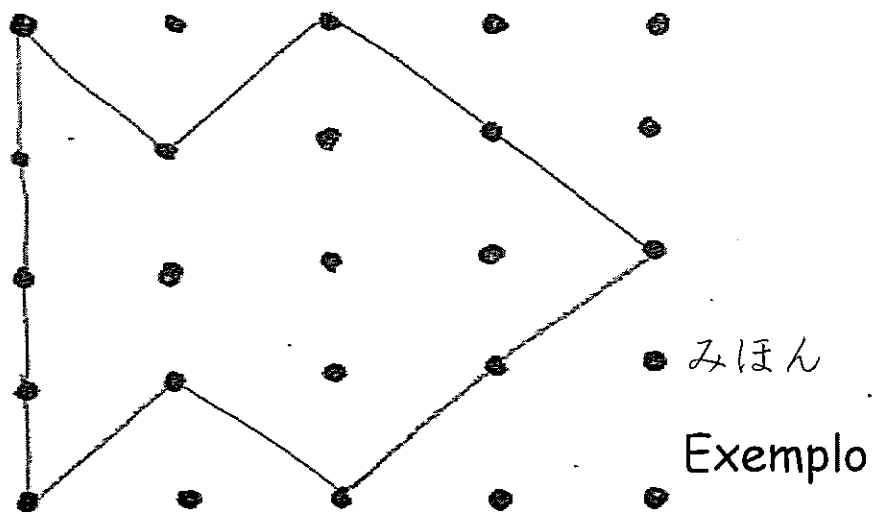

Mês
がつ

Dia
にち

Nome
なまえ

てん を おすんで、かたち を つくろう。 Ligue os pontos e construa formas.

うえ の みほん を みて、した に かこう。 Veja o exemplo acima e escreva abaixo.


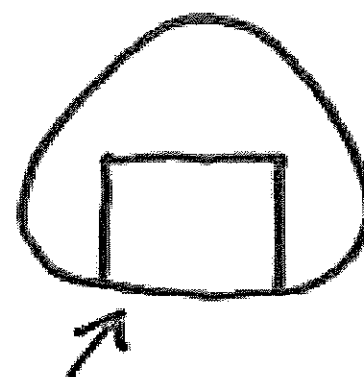


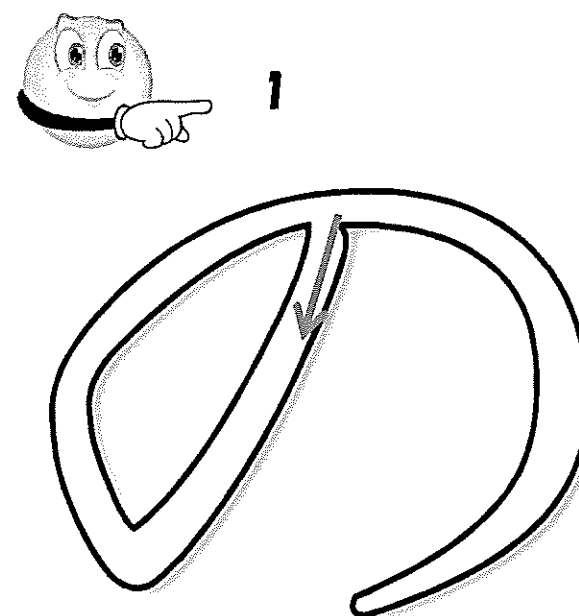



がつ

にち

なまえ

São as letras "NE" e "NO" em Hiragana. Vamos seguir com o dedo! Como será que se escreve?
ひらがなの「ね」「の」です。ひとさしゆびでなぞってみよう! どうやってかくのかな。

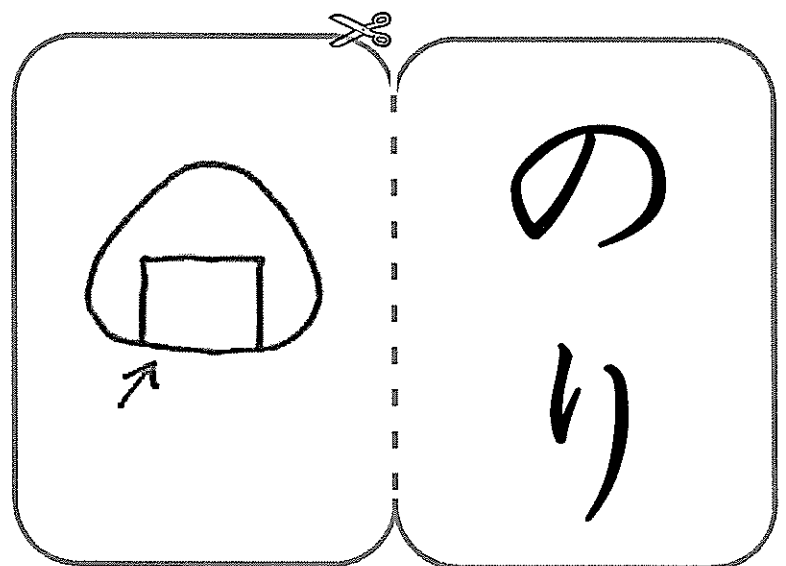
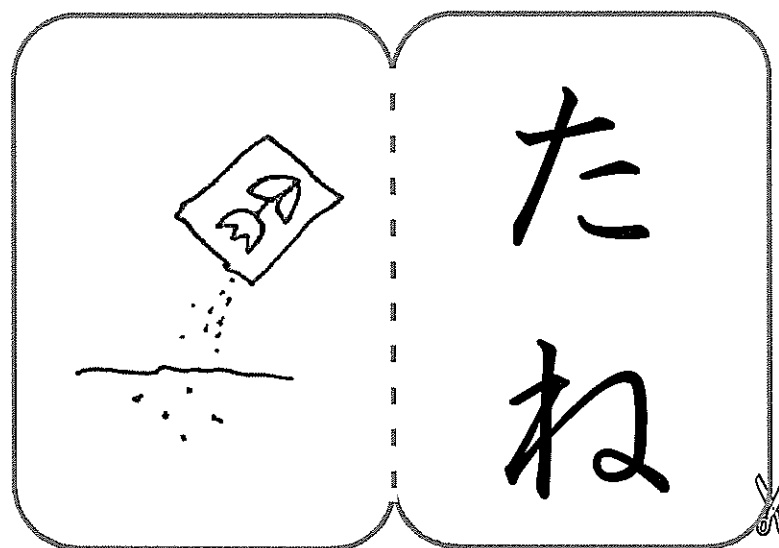



がつ にち

なまえ

Vamos preparar as cartões de letra Hiragana! Corte, dobre ao meio o pedaço de papel e cole.

ひらがな カードを つくって あそぼう! きって、はんぶんにおって、のりで はろう。



がつ にち


なまえ

Qual é o correto? Circule.

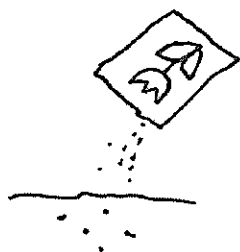
たさいものは どれですか。○を つけましょう。

Vamos treinar!

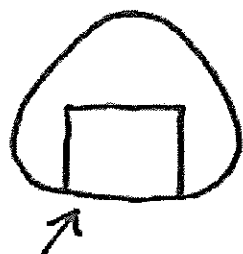
れんしゅうしましょう。




ね い
ね こ




こ ね
た ね




の り
の い



のみもの
のみもぬ

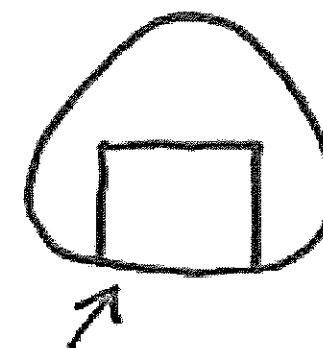


ね こ



た ね

の り



の み も の




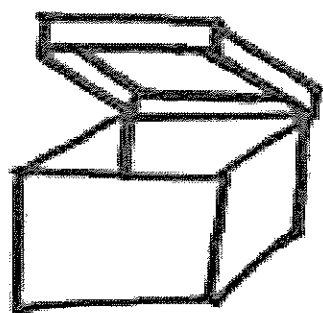
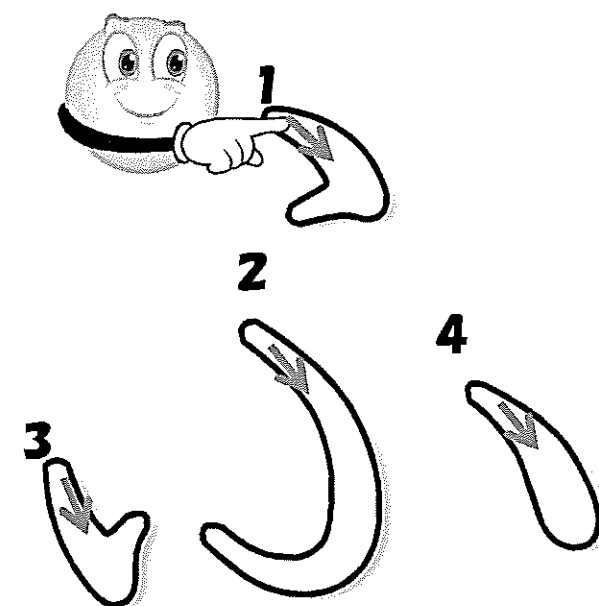
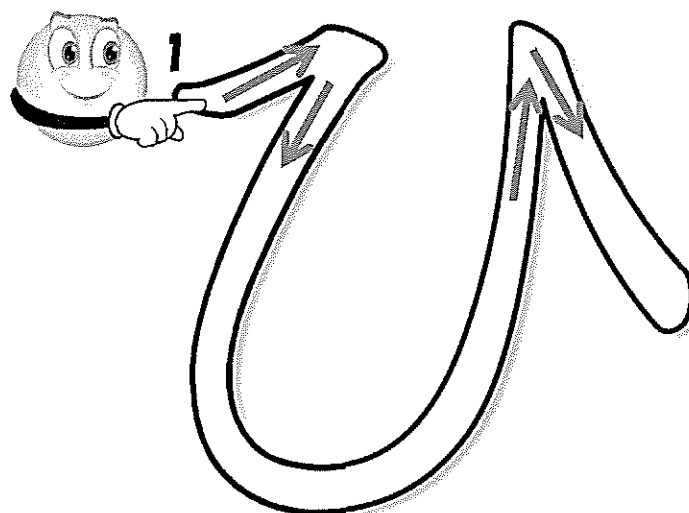
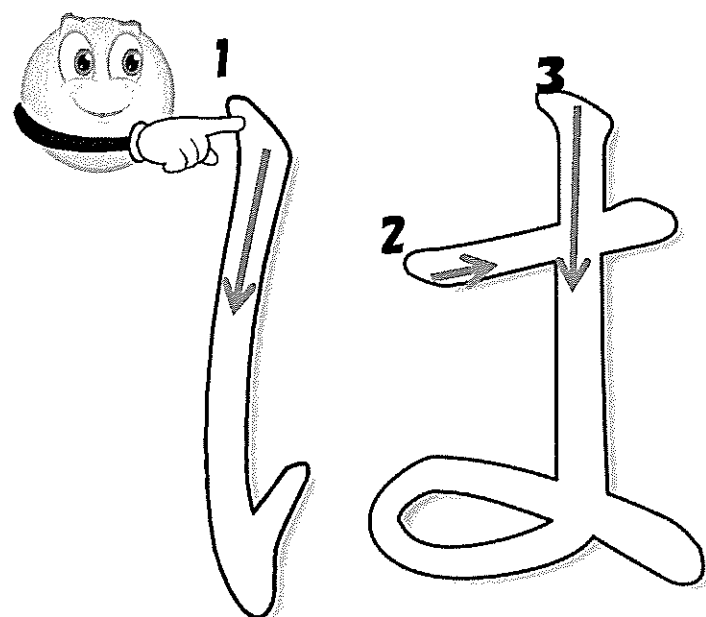


がつ

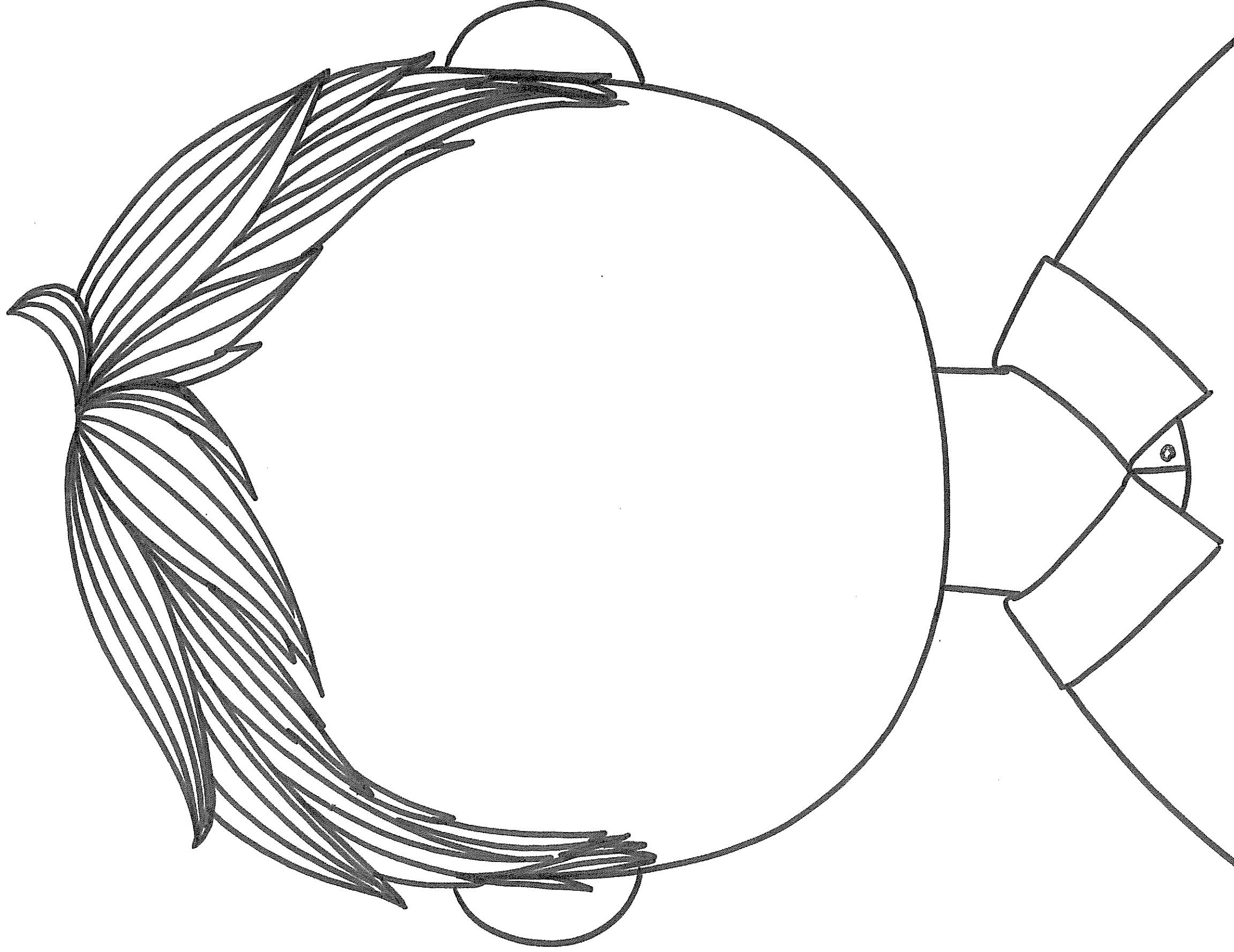
にち

なまえ

São as letras "HA", "HI" e "FU" em Hiragana. Vamos seguir com o dedo! Como será que se escreve?
ひらがなの「は」「ひ」「ふ」です。ひとさしゆびでなぞってみよう! どうやってかくのかな。



ひげをはやしているおとこのひとをかこう。Vamos desenhar uma carinha chorando.



Mês
がっ


Dia
にち

Nome
なまえ

Mês
がっ

Dia
にち

N o m e
なまえ





ほし☆ は いくつ あるかな？


Temos quantas estrelas?














Data de início はじめた ひ : Mês Dia
がっ にち

Data de término おわった ひ : Mês Dia
がっ にち

なまえ Nome



ん  けん espada	わ  わに crocodilo	ら  らいおん leão	や  やま montanha	ま  まくら travesseiro	は  はこ caixa	な  なす berinjela	た  たいこ tambor	さ  さめ tubarão	か  か mosquito	あ  あめ bala
		り  りす esquilo		み  みみ orelha	ひ  ひこうき avião	に  に dois	ち  ち sangue	し  しま ilha	き  き árvore	い  いえ casa
		る  いるか golfinho	ゆ  ゆき neve	む  むし inseto	ふ  ふとん edredon	ぬ  ぬの tecido	つ  つくえ mesa	す  すいか melancia	く  くま urso	う  うみ mar
		れ  れもん limão		め  め olho	へ  へや sala	ね  ねこ gato	て  て mão	せ  せみ cigarra	け  けおし lagarta	え  え desenho
を  てをあらう Lavar a mão	ろ  ろうそく vela	よ  よる noite	も  もり floresta	ほ  ほし estrela	の  のり cola	と  とけい relógio	そ  そうじ limpeza	こ  こうえん parque	お  おの machado	

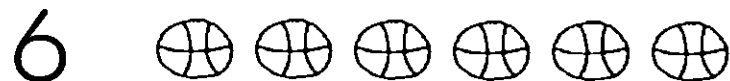

Mês
がつ

Dia
にち

Nome
なまえ


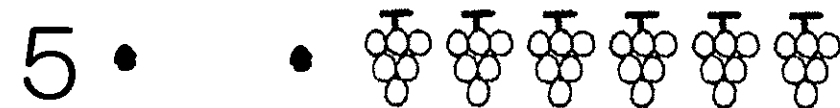
いくつ ある かな。かぞえて みよう。

Quantos temos? Vamos contar.



すうじ と かず を せんで おすぼう。

Vamos ligar o numeral e a quantidade correspondente.





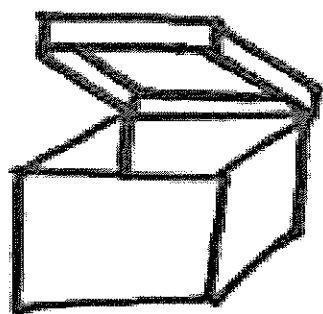
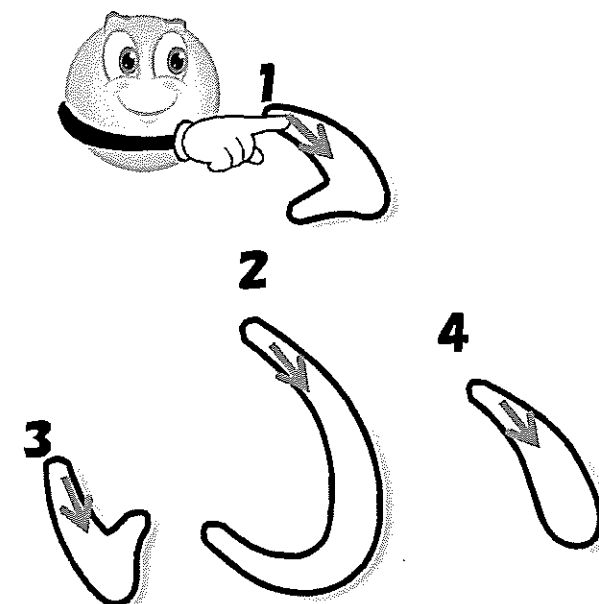
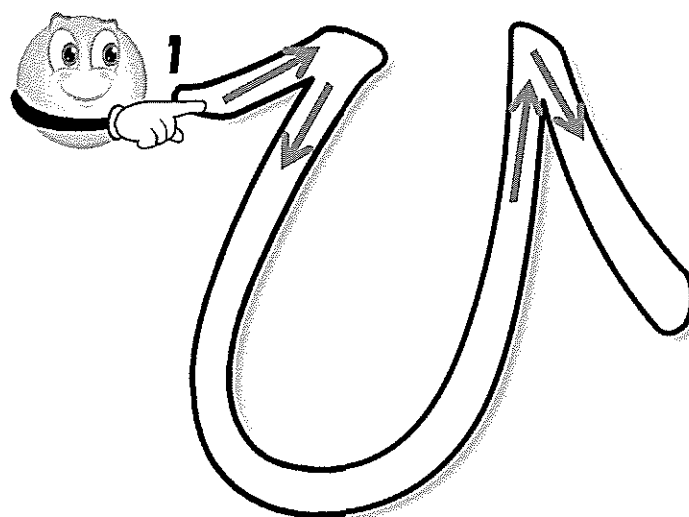
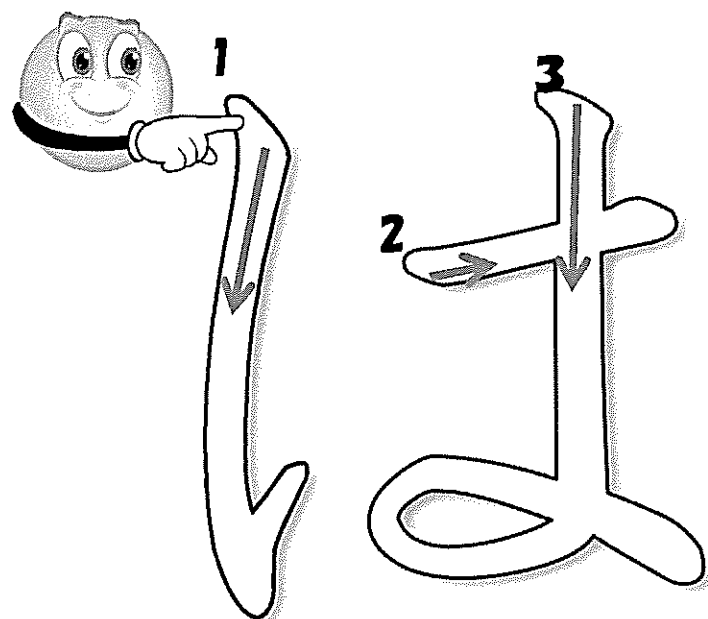


がつ

にち

なまえ

São as letras "HA" ,"HI" e "FU" em Hiragana. Vamos seguir com o dedo! Como será que se escreve?
ひらがなの「は」「ひ」「ふ」です。 ひとさしゆび で なぞって みよう! どうやって かくのかな。

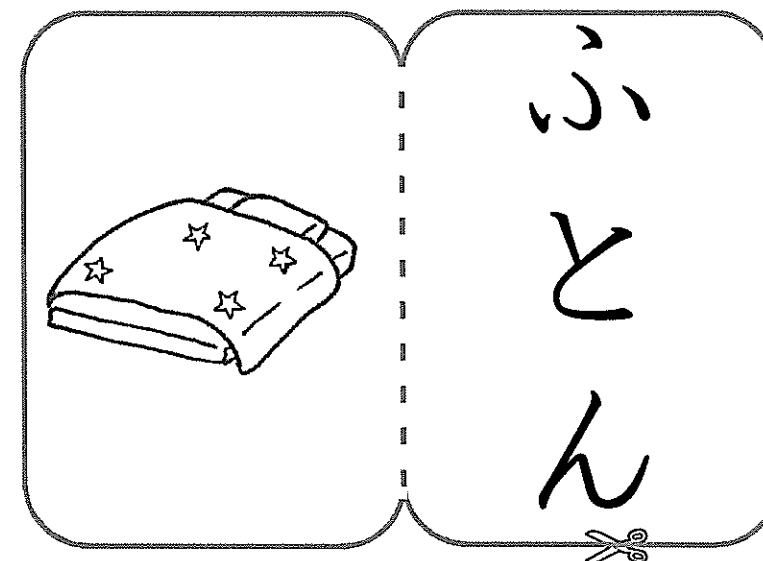

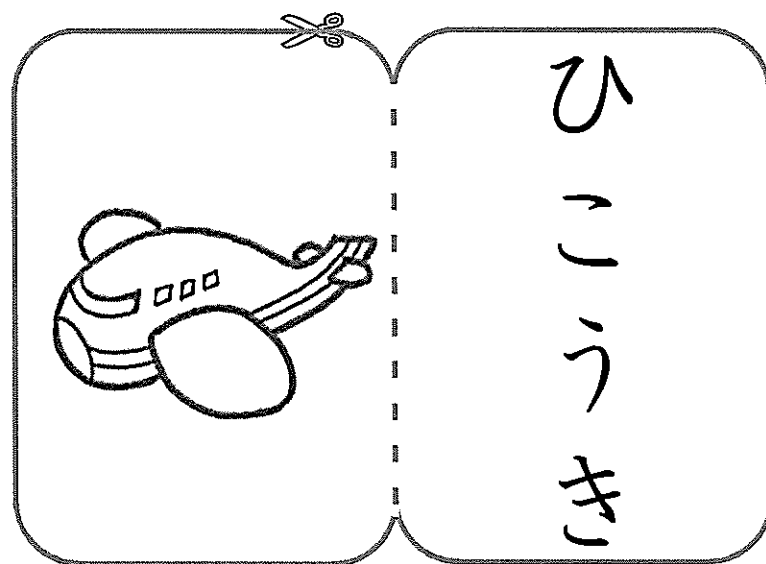

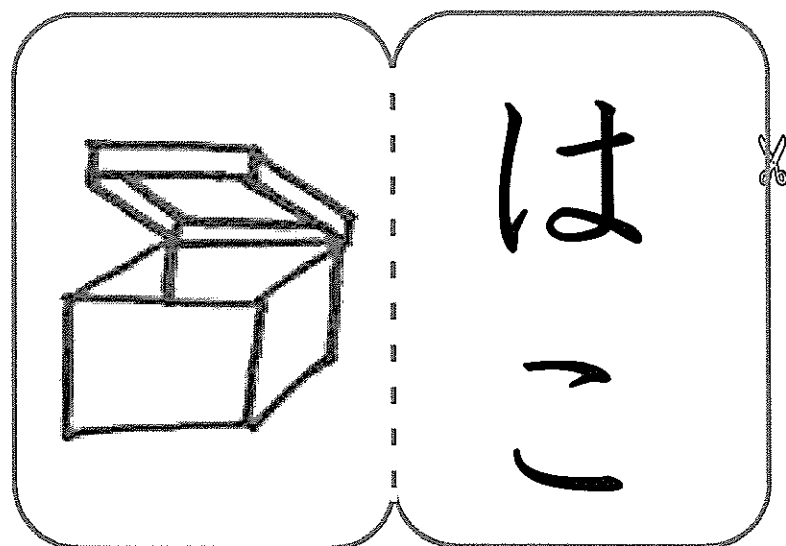


がつ にち

なまえ

Vamos preparar as cartões de letra Hiragana! Corte, dobre ao meio o pedaço de papel e cole.

ひらがな カードを つくって あそぼう! きって、はんぶんにおって、のりではろう。



Responsável ou adulto deve ler e a criança deve ligar a palavra com o desenho.
 おとな が よんで、こども は せん で おすびましよう。

ponte
HASHI

はし

caixa
HAKO

はこ

avião
HIKOUKI


ひこうき

barco
FUNO


ふね

edredon
FUTON

ふとん



Corte as letras em HIRAGANA, passe a cola e cole
 ひらがなを きって、のりを つけて、はりましょう。



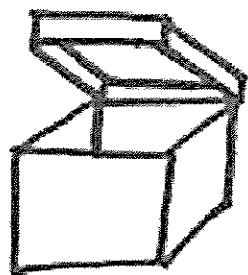
は
は
ひ
ふ
ふ
し
こ
こ
う
と

がつ にち


なまえ

Qual é o correto? Circule.

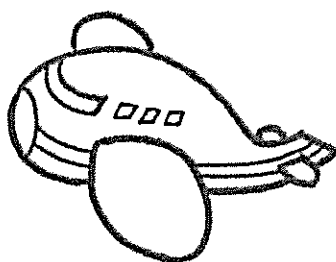
ただしいものは どれですか。○を つけましょう。




ほ こ
は こ



は し
ほ し



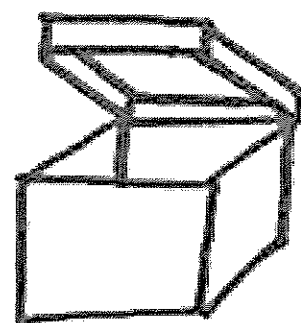
ひ こう き
ひ こ し き




ふ ね
う ね



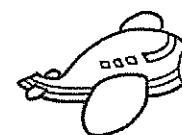
ふ っ ん
ふ と ん




は こ




は し



ひ こう き



ふ ね






ふ と ん



Vamos treinar!


れんしゅうしましょう。




どちら が おおい? Em qual temos maior quantidade?
りんご かな? いちご かな? Será a maçã? Será o morango?



どちら が すくない?
Em qual temos menor quantidade?



どちら が おおい?
Em qual temos maior quantidade?




Mês
がつ

Dia
にち

N o m e
なまえ

え を かこう。なに に みえますか。 Vamos desenhar os raios, ligando os pontilhados.











































いくつ まる● が あるか、かぞえましょう！

Vamos contar quantos círculos temos.

みぎに すうじ を かきましょう。

Escreva o numeral à direita.

	
   	3
   	
    	
    	
   	
   	
    	
   	
 	


Mês
がつ

Dia
にち

N o m e
なまえ

たまねぎ の なかみ

Parte interna da cebola.



たまねぎ を たて に
きって みよう。


Vamos cortar a
cebola verticalmente.

なかみ は どうなっているかな？

Como estará a parte interna?

え を かいてみよう。

Vamos desenhá-la.

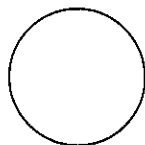
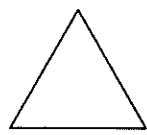




Mês
がつ

Dia
にち

Nome
なまえ


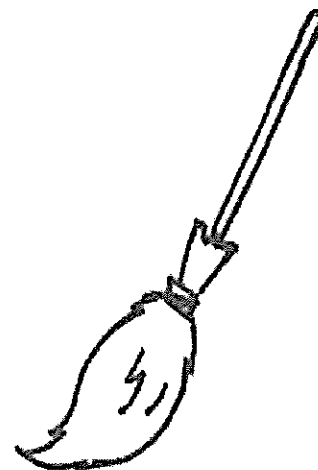

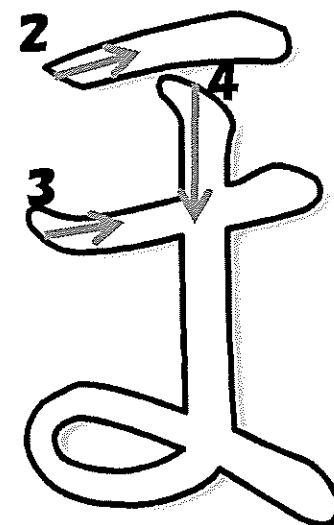

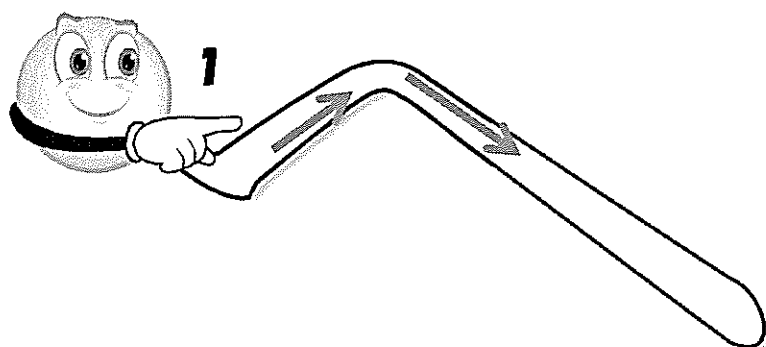
かたち を かぞえましょう。 Vamos contar as formas geométricas.



がつ にち

なまえ

São as letras "HE" e "HO" em Hiragana. Vamos seguir com o dedo! Como será que se escreve?
ひらがなの「へ」「ほ」です。 ひとさしゆび で なぞって みよう! どうやって かくのかな。

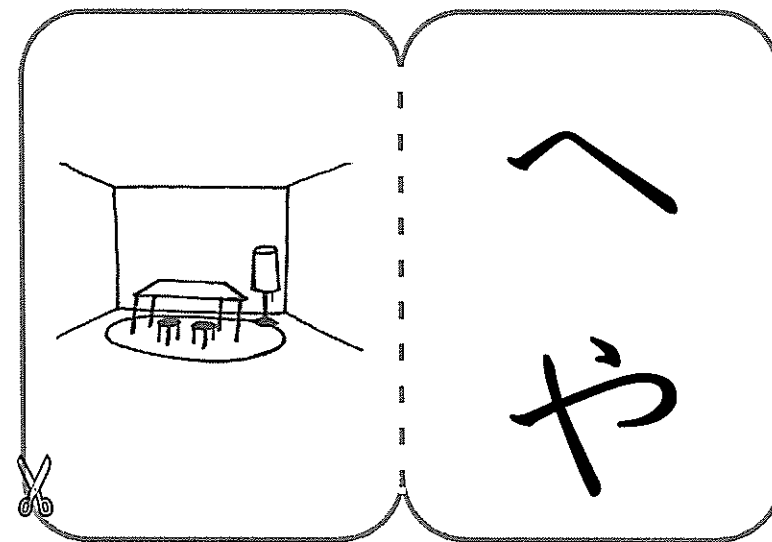
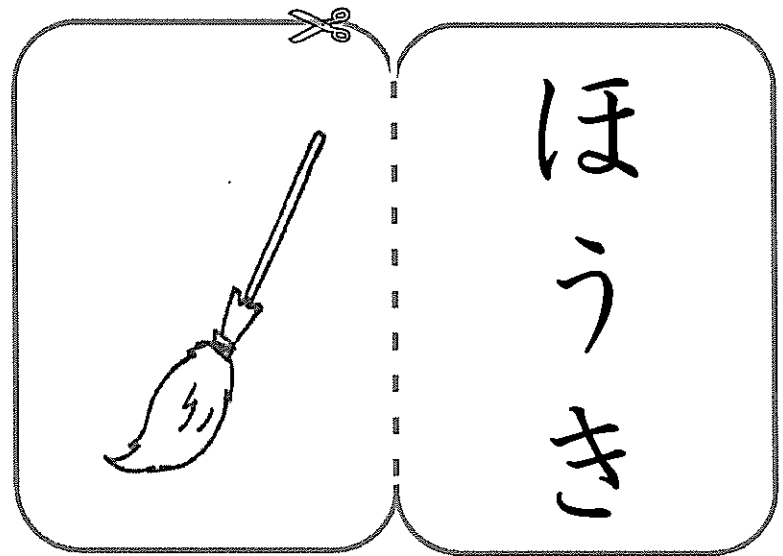
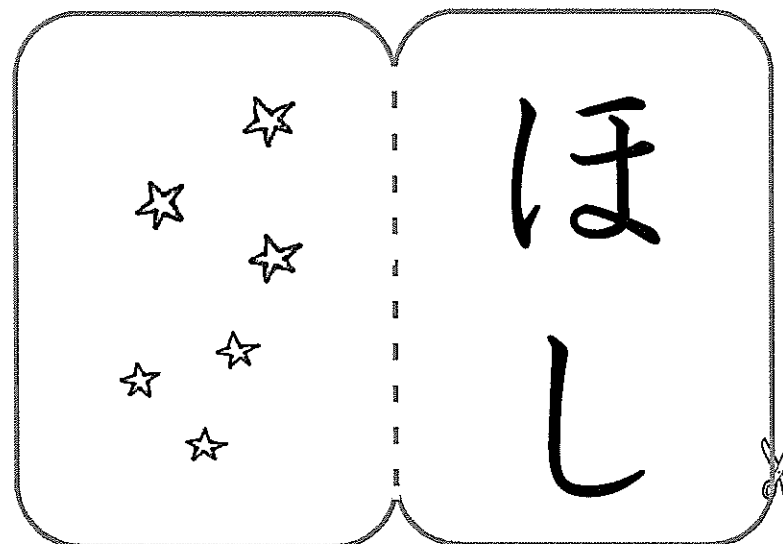



がつ にち

なまえ

Vamos preparar as cartões de letra Hiragana! Corte, dobre ao meio o pedaço de papel e cole.

ひらがな カードを つくって あそぼう! きって、はんぶんにおって、のりではろう。



がつ

にち

なまえ

Corte as letras em HIRAGANA, passe a cola e cole

ひらがなを きって、のりを つけて、はりましょう。

Responsável ou adulto deve ler e a criança deve ligar a palavra com o desenho.

おとな が よんで、こども は せん で おすびましょう。

umbigo
HESO

sala
HEYA

estrela
HOSHI

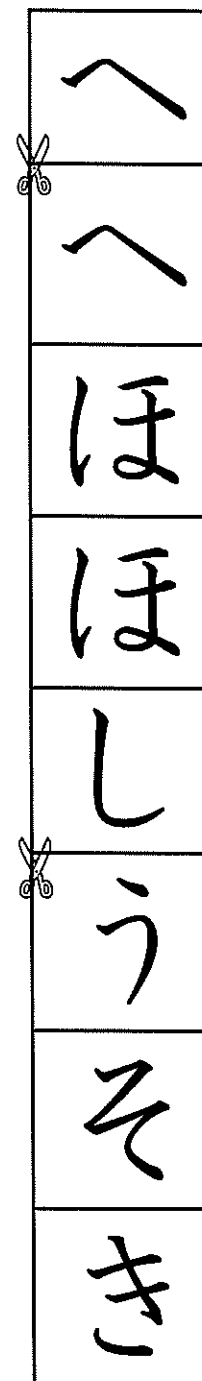
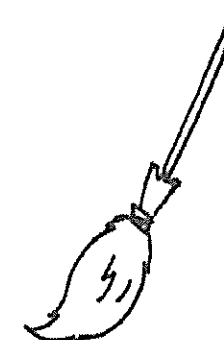


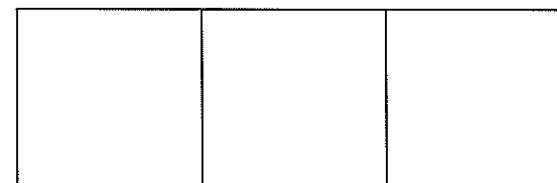




vassoura
HOUKI

へそ

へや

ほし

ほうき



がつ にち


なまえ

Qual é o correto? Circule.

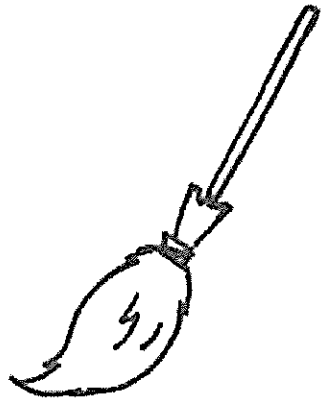
ただしいものは どれですか。○を つけましょう。




へ ん
へ そ



ほ く
ほ し



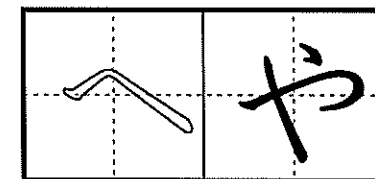

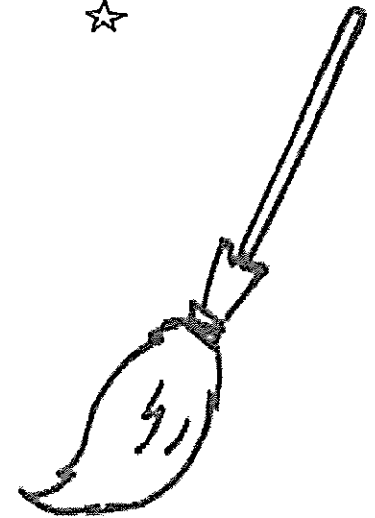
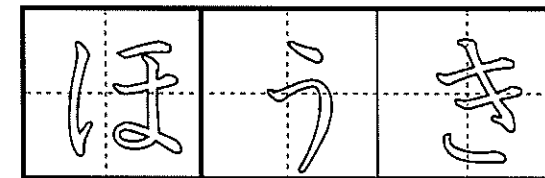
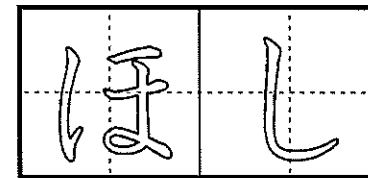

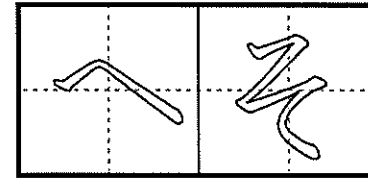

ほうき
はうき



へ や
く や

Vamos treinar!

れんしゅうしましょう。




Mês
がつ

Dia
にち

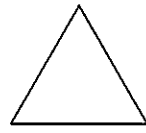
Nome
なまえ

かたち に いろ を ぬりましょう。Vamos pintar as formas.



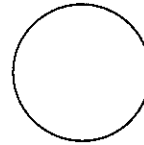
みずいろ

Azul claro



きいろ

Amarelo



あお

Azul



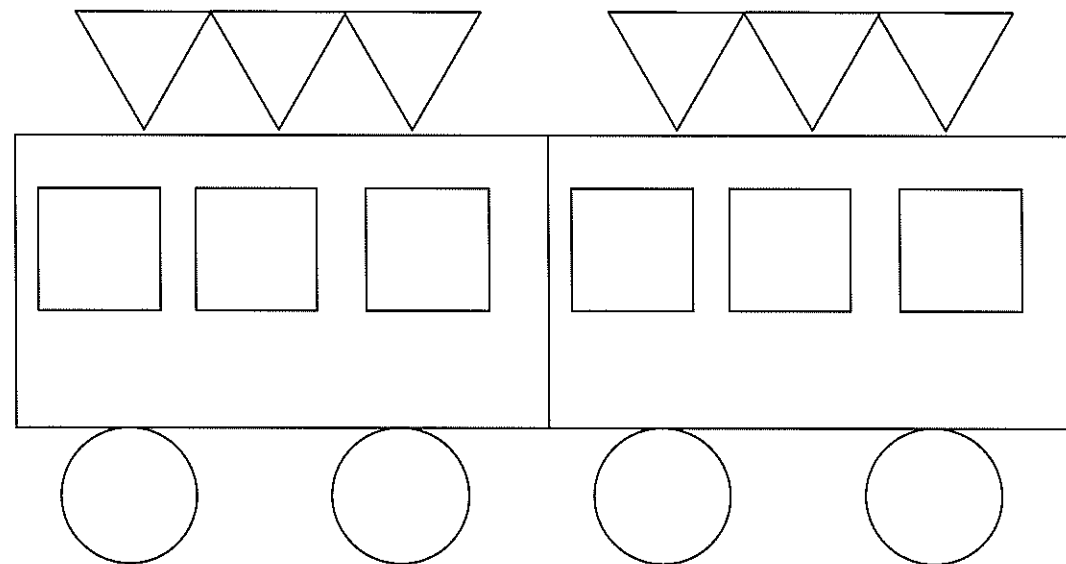
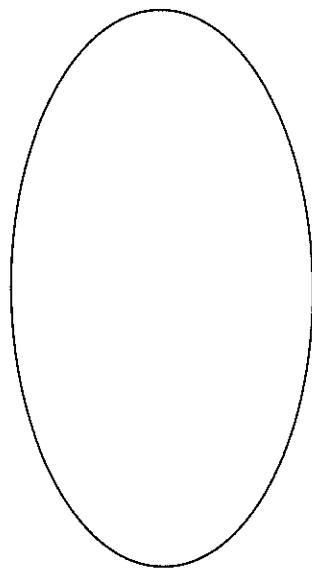
あか

Vermelho



くろ

Preto



おとなが よんで、こどもが こたえよう。

Peça para um adulto ler, e a criança responderá.

もようの ある きんぎょは なんびき いますか。

Há quantos peixes estampados?

もようの ない きんぎょは なんびき いますか。


Há quantos peixes lisos (sem estampa)?

もようの ある きんぎょは、あかるい いろに ぬろう。

Vamos pintar os peixes estampados com cores claras.

もようの ない きんぎょは、くらい いろに ぬろう。

Vamos pintar os peixes lisos (sem estampa) com cores escuras.



なまえ Nome

Data de início








はじめた ひ : Mês がつ Dia にち


Data de término

おわった ひ : Mês がつ Dia にち

の
ペンキ
よう



ん	わ	ら	や	ま	は	な	た	さ	か	あ
けん espada 	わに crocodilo 	らいおん leão 	やま montanha 	まくら travesseiro 	はこ caixa 	なす berinjela 	たいこ tambor 	さめ tubarão 	か mosquito 	あめ bala 
		り		み	ひ	に	ち	し	き	い
		りす esquilo 		みみ orelha 	ひこうき avião 	に 2 dois 	ち sangue 	しま ilha 	き árvore 	いえ casa 
		る	ゆ	む	ふ	ぬ	つ	す	く	う
		いるか golfinho 	ゆき neve 	むし inseto 	ふとん edredon 	ぬの tecido 	つくえ mesa 	すいか melancia 	くま urso 	うみ mar 
		れ		め	へ	ね	て	せ	け	え
		れもん limão 		め olho 	へや sala 	ねこ gato 	て mão 	せみ cigarra 	けむし lagarta 	え desenho 
を	ろ	よ	も	ほ	の	と	そ	こ	お	
 てをあらう Lavar a mão	 ろうそく vela	よる noite 	もり floresta 	ほし ☆ ☆ estrela ☆	のり cola 	とけい relógio 	そうじ limpeza 	こうえん parque 	おの machado 	



《れんしゅう》
こどもの なまえ
Exercício do nome da criança. 》

《てほん》
こどもの なまえ
Modelo do nome da criança. 》



し	あ	ち
る	れ	よ
ば	さ	う
	ん	
	ど	び
	ろ	れ
		い
	だ	

《れい2 Exemplo》

《れい1 Exemplo》

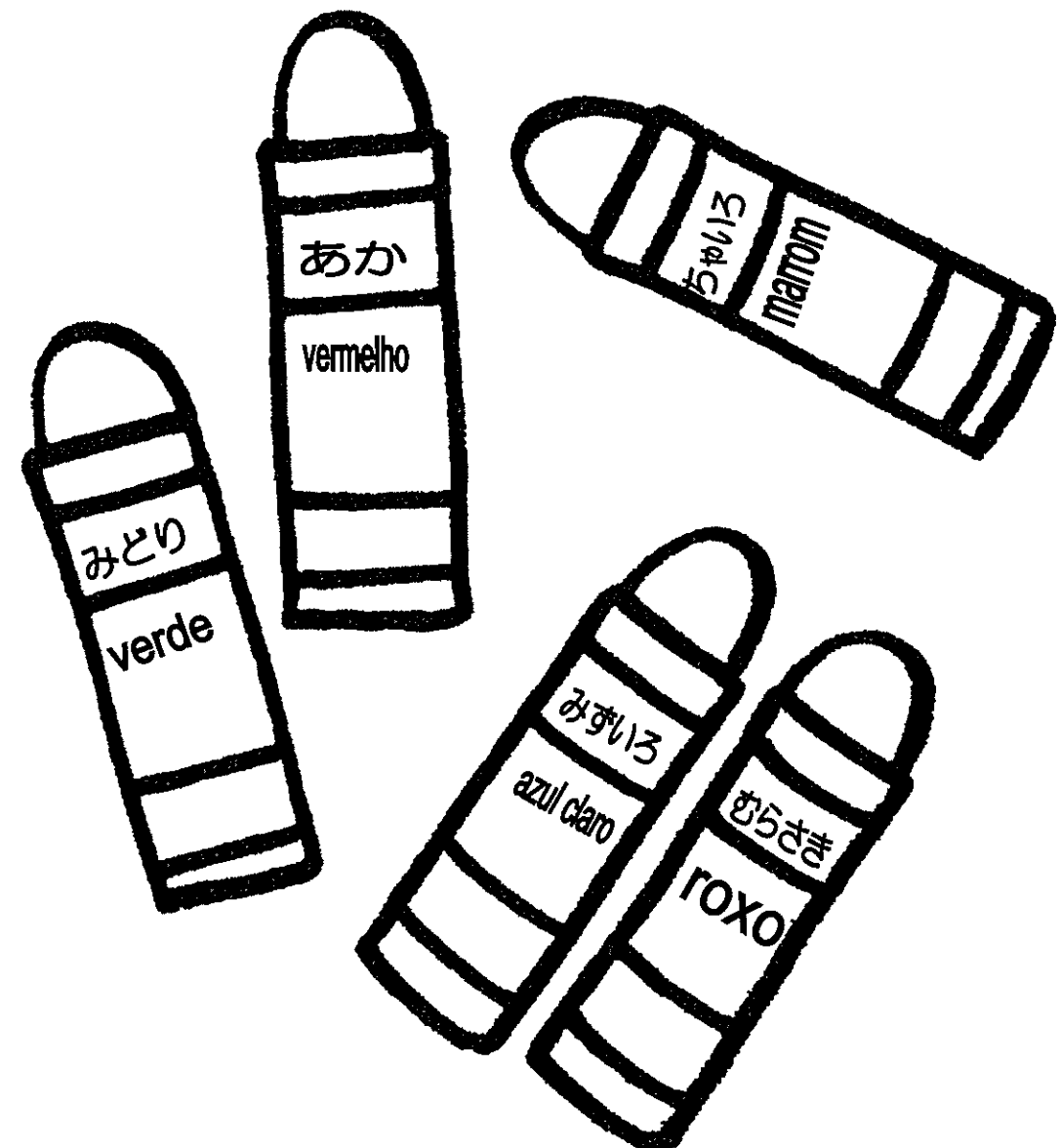
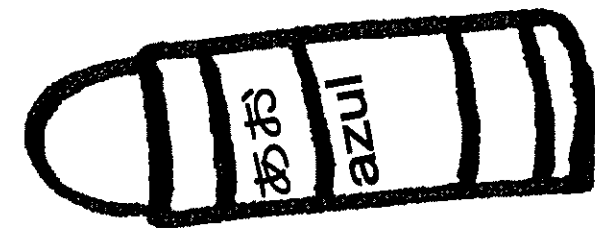
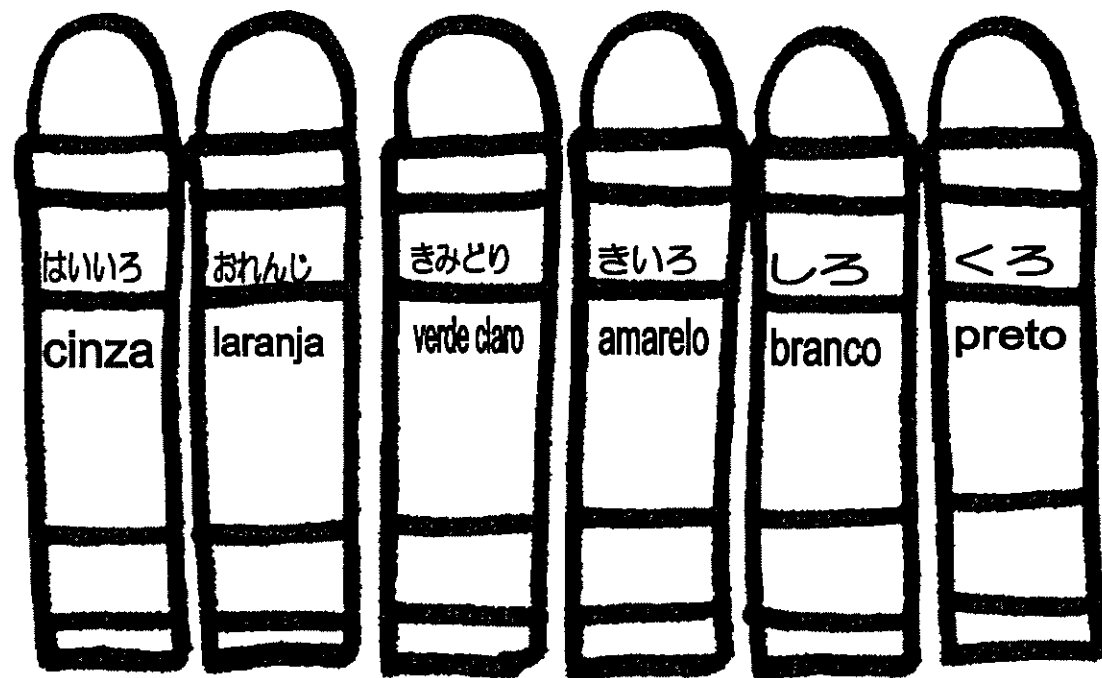
Mês
がつ

Dia
にち

N o m e
なまえ

くれよん です。 なまえが かいてあります。きれいに ぬってみよう。

Isto é giz de cera. O nome está escrito. Vamos pintá-lo.







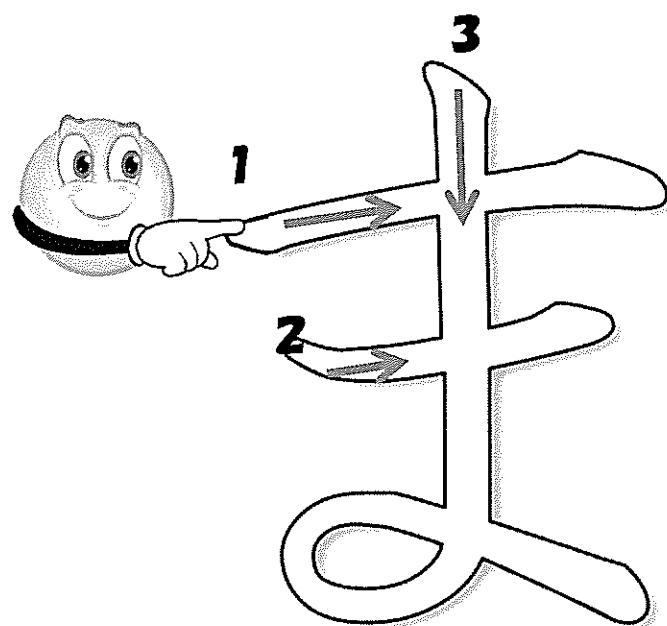


がつ

にち

なまえ

São as letras "MA", "MI" e "MU" em Hiragana. Vamos seguir com o dedo! Como será que se escreve?
ひらがなの「ま」「み」「む」です。ひとさしゆびでなぞってみよう! どうやってかくのかな。


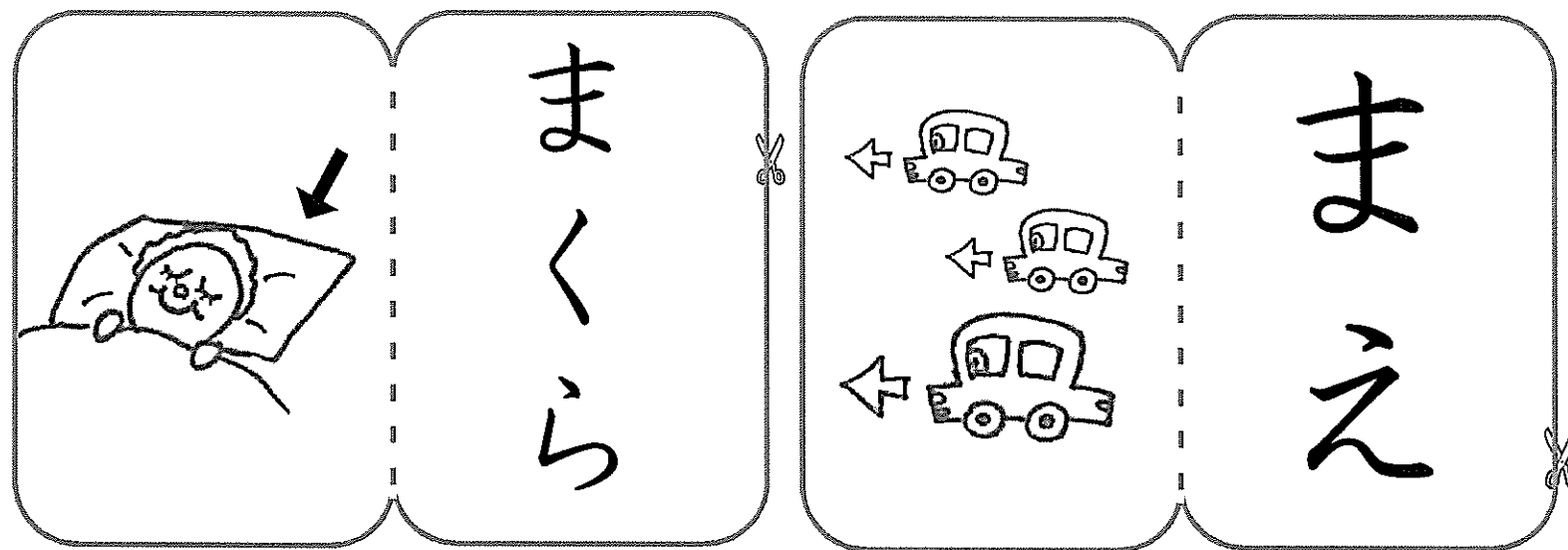


がつ にち

なまえ

Vamos preparar as cartões de letra Hiragana! Corte, dobre ao meio o pedaço de papel e cole.

ひらがな カードを つくって あそぼう! きって、はんぶんにおって、のりではろう。



かつ

にち

なまえ

Responsável ou adulto deve ler e a criança deve ligar a palavra com o desenho.

おとな が よんで、こども は せん で おすび ましょう。

travesseiro
MAKURA

frente
MAE

orelha
MIMI

inseto
MISHI

peito
MUNE


まくら

まえ

みみ



むし

むね




Corte as letras em HIRAGANA, passe a cola e cole
ひらがなを きって、のりを つけて、はりましょう。

ら



し

ね



ま
ま
み
み
む
む
く
え

がつ にち


なまえ

Qual é o correto? Circule.

たいたいものは どれですか。○を つけましょう。




まくう
まくら




は え
ま え






る る
み み



し く
む し




む わ
む ね



Vamos treinar!

れんしゅうしましょう。



ま く ら



ま え

み み



む し



む ね











いくつ ある かな。かぞえて みよう。

Quantos temos? Vamos contar.

- 1 
- 2 
- 3 
- 4 
- 5 
- 6 
- 7 
- 8 
- 9 
- 10 

すうじ と かず を せんで おすほう。

Vamos ligar o numeral e a quantidade correspondente.

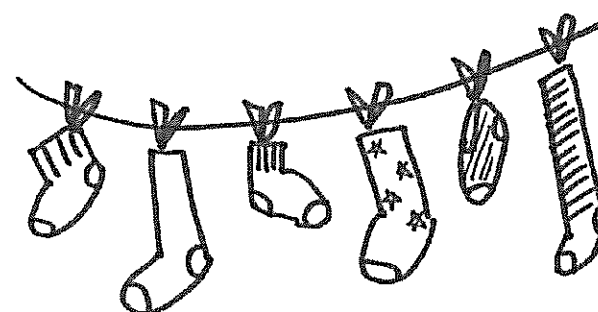
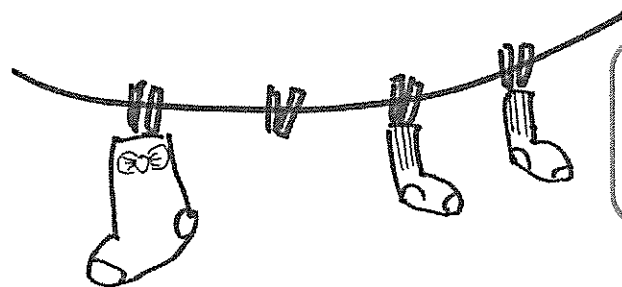

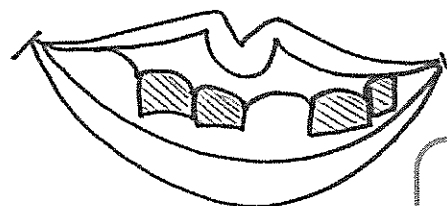

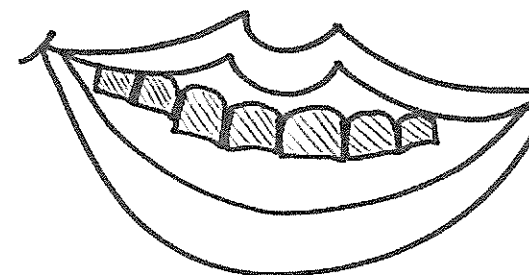


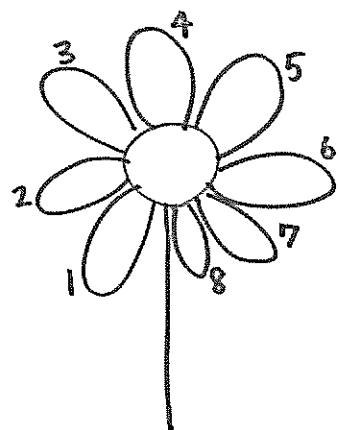
- 1 
- 2 
- 3 
- 4 
- 5 
- 6 
- 7 
- 8 
- 9 
- 10 


Mês
がつ

Dia
にち

Nome
なまえ

いくつ ありますか。いますか。 Quantos existem/tem/há?





あいている しかく に すうじ を いれよう。

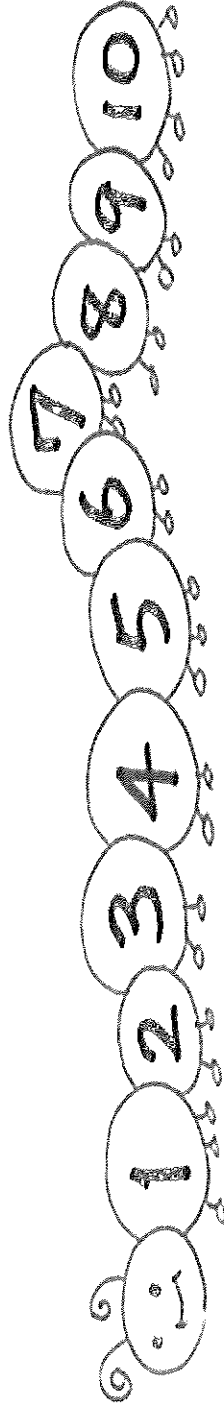
Escreva o numeral correto dentro do quadrado vazio.

6	7	8	9	10
---	---	---	---	----

	7	8	9	10
--	---	---	---	----

6			9	10
---	--	--	---	----

	7	8	9	
--	---	---	---	--

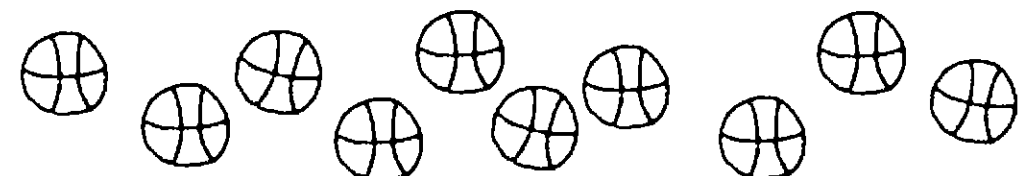




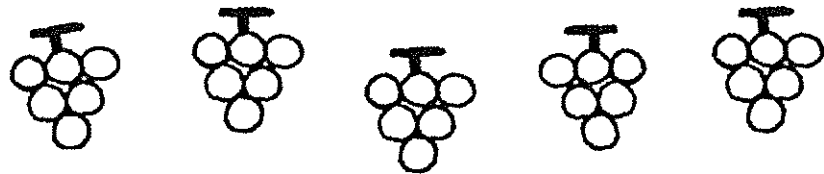




Mês
がっ

Dia
にち

Nome
なまえ

どちらがおいしいですか。まるでかこみましょう。Qual deles tem a maior quantidade? Vamos circular.

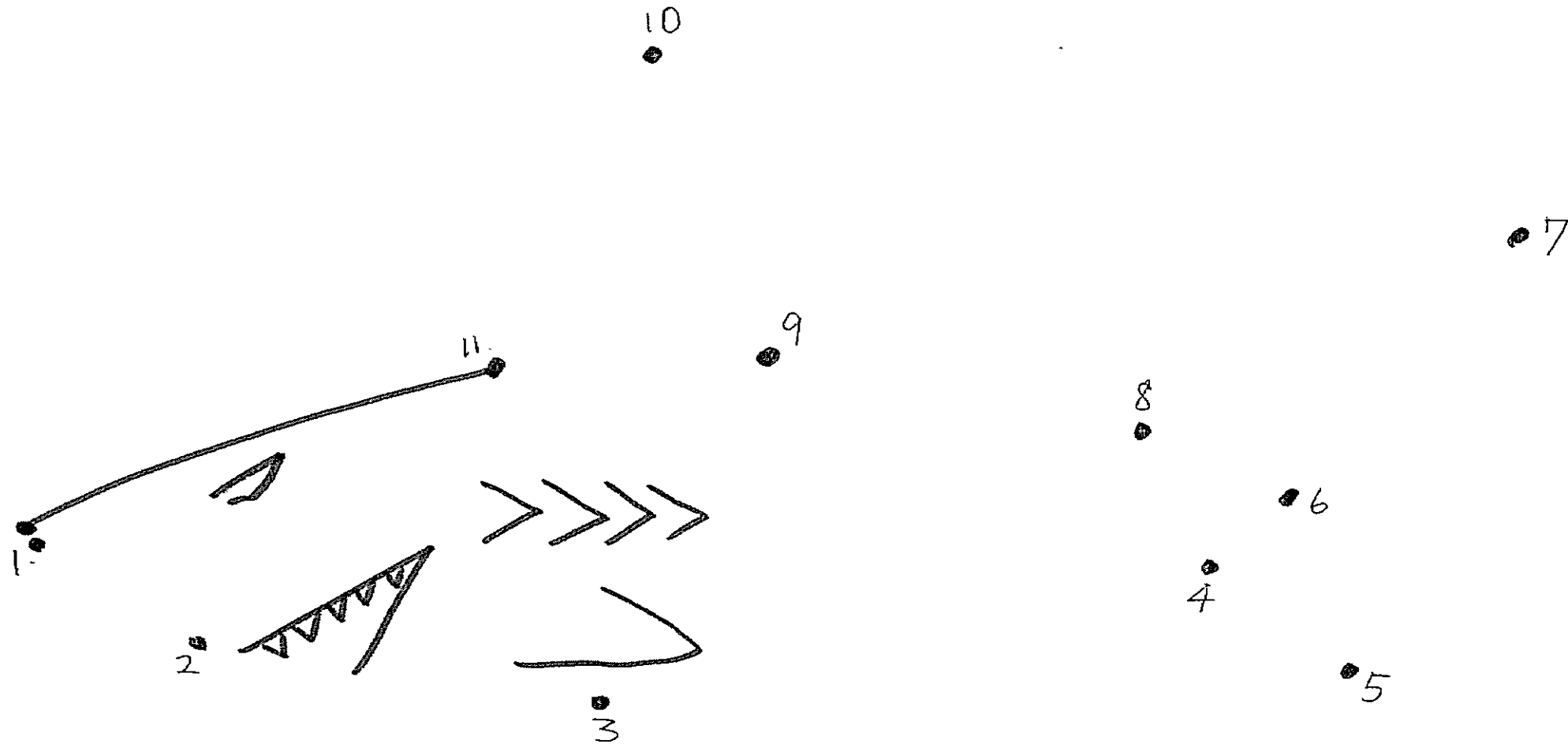



Mês
がつ

Dia
にち

N o m e
なまえ

1 から じゅんばん に てん を おすぽう。 Ligue os pontos na seqüência a partir do número 1.


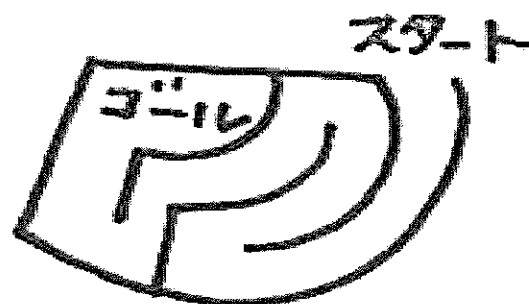
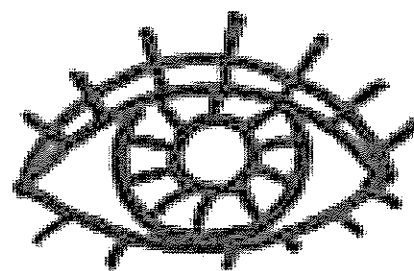
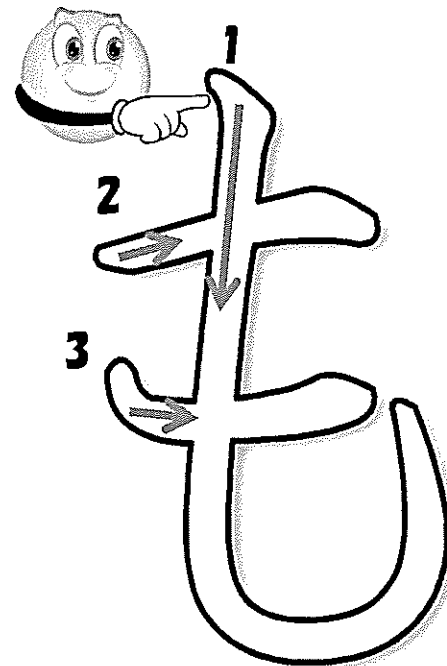



がつ

にち

なまえ

São as letras "ME" e "MO" em Hiragana. Vamos seguir com o dedo! Como será que se escreve?
ひらがなの「め」「も」です。ひとさしゆびでなぞってみよう! どうやってかくのかな。

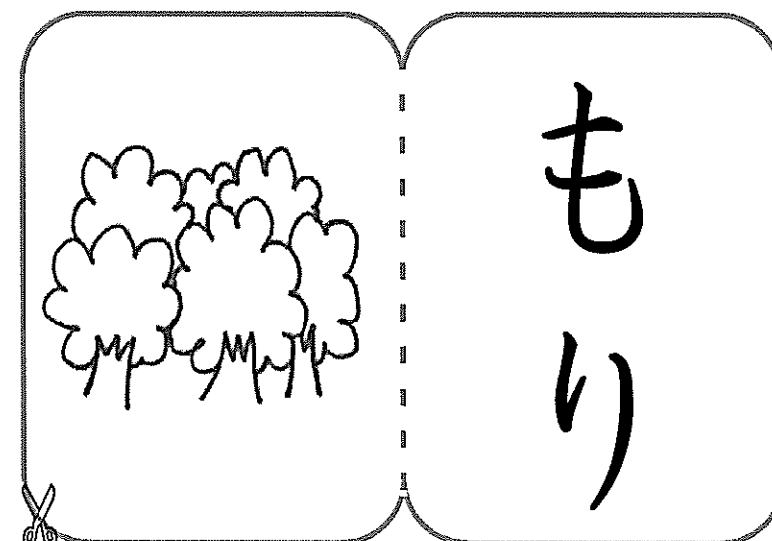
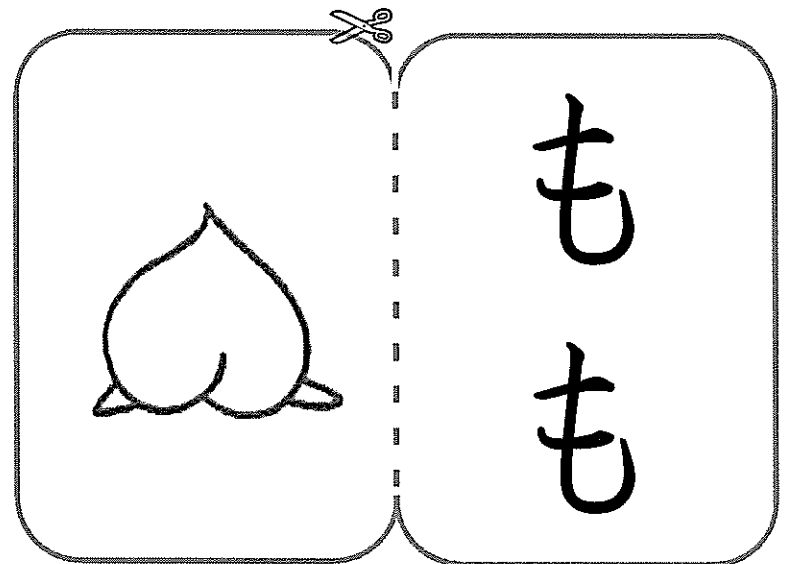
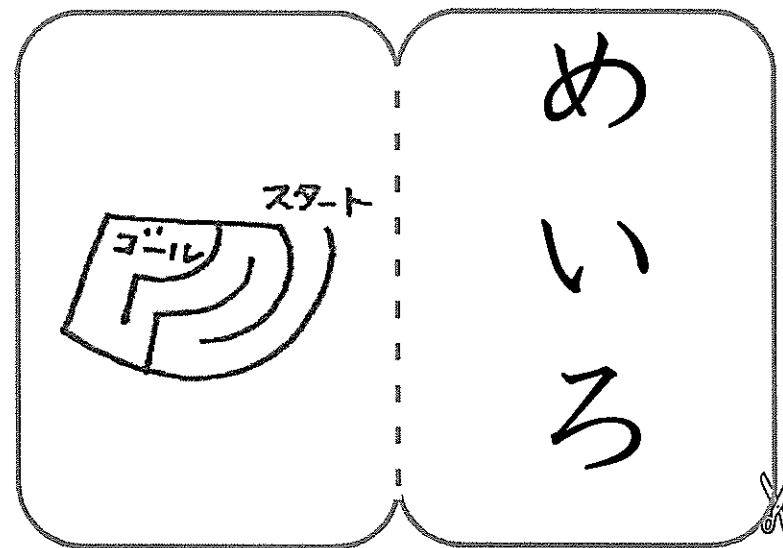
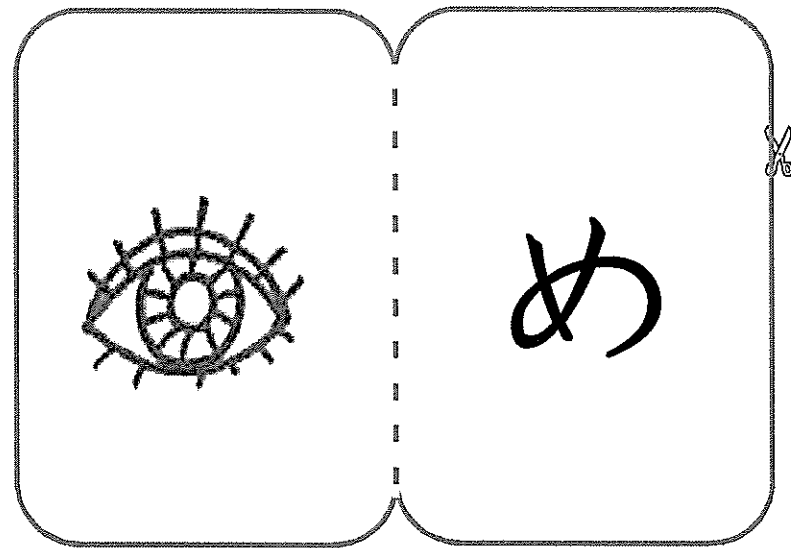


がつ にち

なまえ

Vamos preparar as cartões de letra Hiragana! Corte, dobre ao meio o pedaço de papel e cole.

ひらがな カードを つくって あそぼう! きって、はんぶんにおって、のりではろう。



がつ

にち

なまえ

Corte as letras em HIRAGANA, passe a cola e cole

ひらがなを きって、のりを つけて、はりましょう。

Responsável ou adulto deve ler e a criança deve ligar a palavra com o desenho.

おとな が よんで、こども は せん で おすびましょう。

olho
ME

labirinto
MEIRO

floresta
MORI




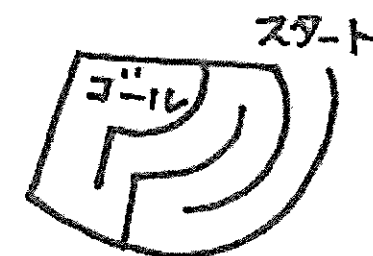




pêssego
MOMO

め

めいろ

もり

もも



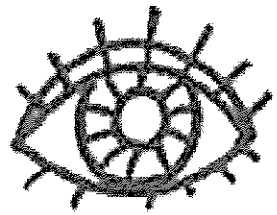
め
め
も
も
も
い
り
ろ

がつ にち

なまえ

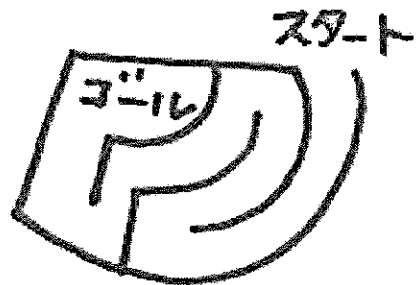
Qual é o correto? Circule.

ただしいものは どれですか。○を つけましょう。




め

ぬ



めいろ

ぬいろ



し し

も も




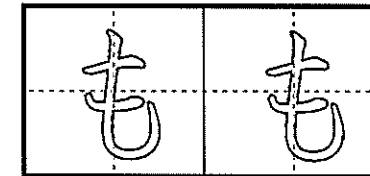
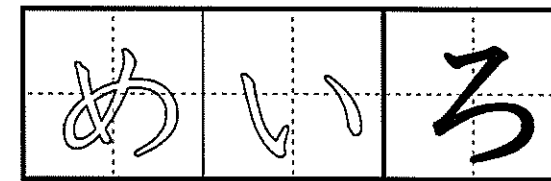

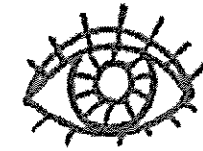




も り


も い

Vamos treinar!

れんしゅうしましょう。



おにぎり が 5 こ あります。Existem 5 (cinco) bolinhos de arroz (onigiri)




4 こ
たべたよ。

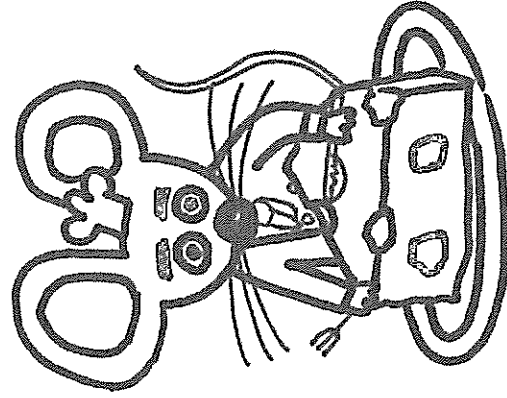
Comi 4 (quatro).



のこりは、いくつ。
Quantos sobraram?



おにぎり が 5 こ あります。Existem 5 (cinco) bolinhos de arroz (onigiri)

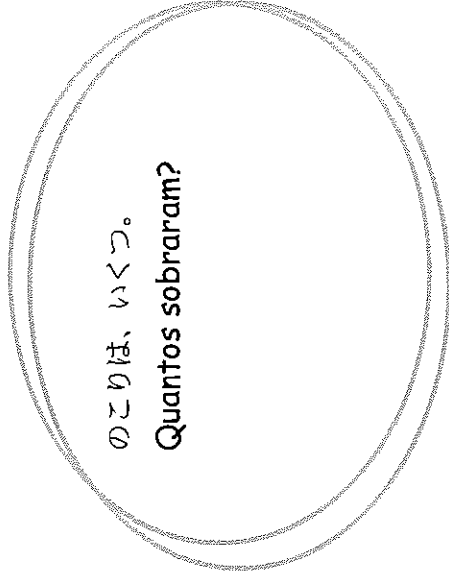


1 こ
たべたよ。


Comi 1(um).



のこりは、いくつ。
Quantos sobraram?



おにぎり が 5 こ あります。Existem 5 (cinco) bolinhos de arroz (onigiri)





3 こ
たべたよ。

Comi 3 (três).





のこりは、いくつ。
Quantos sobraram?






ういおん



Data de início はじめた ひ : Mês がつ Dia にち

Data de término おわった ひ : Mês がつ Dia にち



の
ベンキョウ



ん	わ	ら	や	ま	は	な	た	さ	か	あ
けん espada 	わに crocodilo 	らいおん leão 	やま montanha 	まくら travesseiro 	はこ caixa 	なす berinjela 	たいこ tambor 	さめ tubarão 	か mosquito 	あめ bala 
		り		み	ひ	に	ち	し	き	い
		りす esquilo 		みみ orelha 	ひこうき avião 	に dois 2	ち sangue 	しま ilha 	き árvore 	いえ casa 
		る	ゆ	む	ふ	ぬ	つ	す	く	う
		いるか golfinho 	ゆき neve 	むし inseto 	ふとん edredon 	ぬの tecido 	つくえ mesa 	すいか melancia 	くま urso 	うみ mar 
		れ		め	へ	ね	て	せ	け	え
		れもん limão 		め olho 	へや sala 	ねこ gato 	て mão 	せみ cigarra 	けむし lagarta 	え desenho 
を	ろ	よ	も	ほ	の	と	そ	こ	お	
 てをあらう Lavar a mão	 ろうそく vela	よる noite 	もり floresta 	ほし estrela 	のり cola 	とけい relógio 	そうじ limpeza 	こうえん parque 	おの machado 	

Mês
がつ

Dia
にち

Nome
なまえ

☆☆ おやこ ではなそう！ Pais e filhos, Vamos conversar! ☆☆

どんな みせ が ありますか。

Quais lojas existem na figura?

まち の ひと は、なに を していますか。


O que as pessoas estão fazendo na figura?

どんな のりもの が はしって いますか。

Quais veículos estão circulando na figura?

※こどもと話して、おとなが書いてください。

A criança irá responder e o adulto deve escrever a resposta


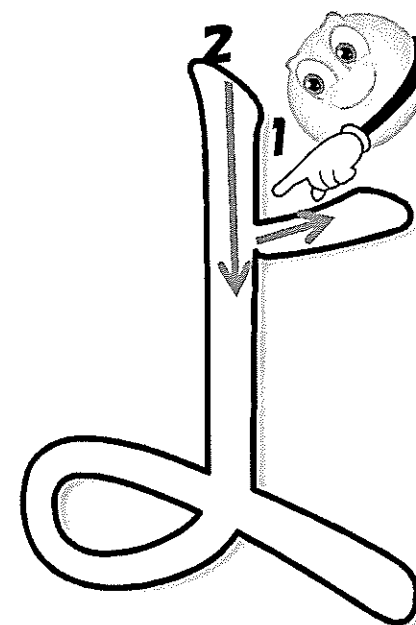
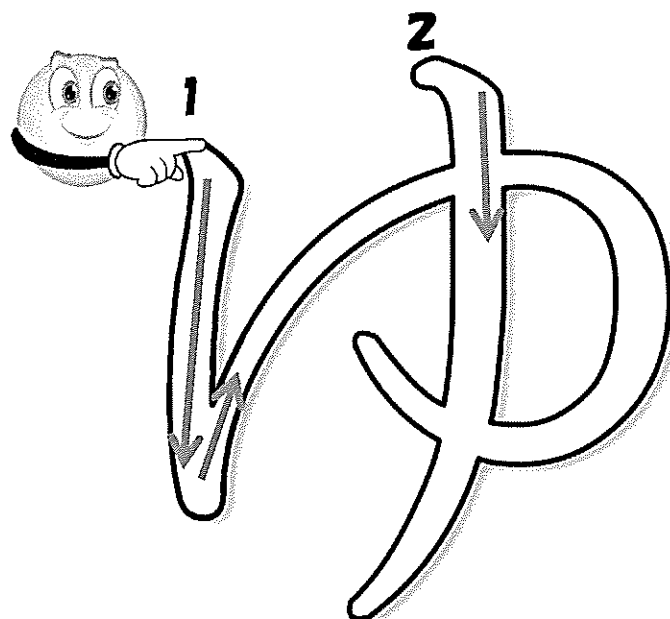
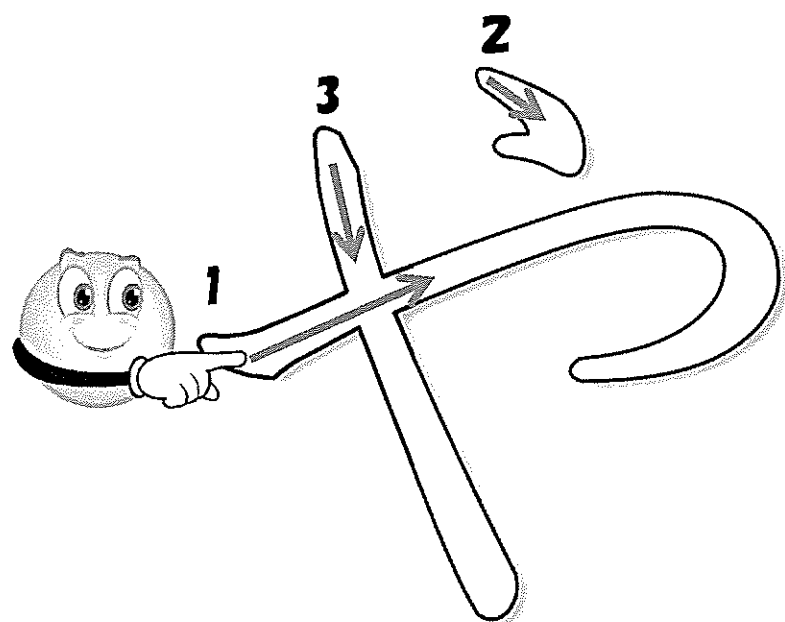


がつ

にち

なまえ

São as letras "YA", "YU" e "YO" em Hiragana. Vamos seguir com o dedo! Como será que se escreve?
 ひらがなの「や」「ゆ」「よ」です。ひとさしゆびでなぞってみよう! どうやってかくのかな。




がつ にち


なまえ

Vamos preparar as cartões de letra Hiragana! Corte, dobre ao meio o pedaço de papel e cole.


ひらがな カードを つくって あそぼう! きって、はんぶんにおって、のりで はろう。



や
ね




ゆ
き



よ
る



ゆ



や
ま

がつ

にち

なまえ

Corte as letras em HIRAGANA, passe a cola e cole
ひらがなを きって、のりを つけて、はりましょう。

Responsável ou adulto deve ler e a criança deve ligar a palavra com o desenho.
おとな が よんで、こども は せん で おすびましょう。

montanha
YAMA

telhado
YANE









água
YU

neve
YU

noite
YORU

quente
YON

やま やね ゆ ゆき よる よん



や

や

ゆ

ゆ

よ

よ



ま

ね

き

がつ にち


なまえ

Qual é o correto? Circle.


たさいものは どれですか。○を つけましょう。

Vamos treinar!

れんしゅうしましょう。



つま
やま



やね
やわ



ゆき
ゆき



おる
よる




う
ゆ




つま
やま



やね
やわ




ゆき
ゆき



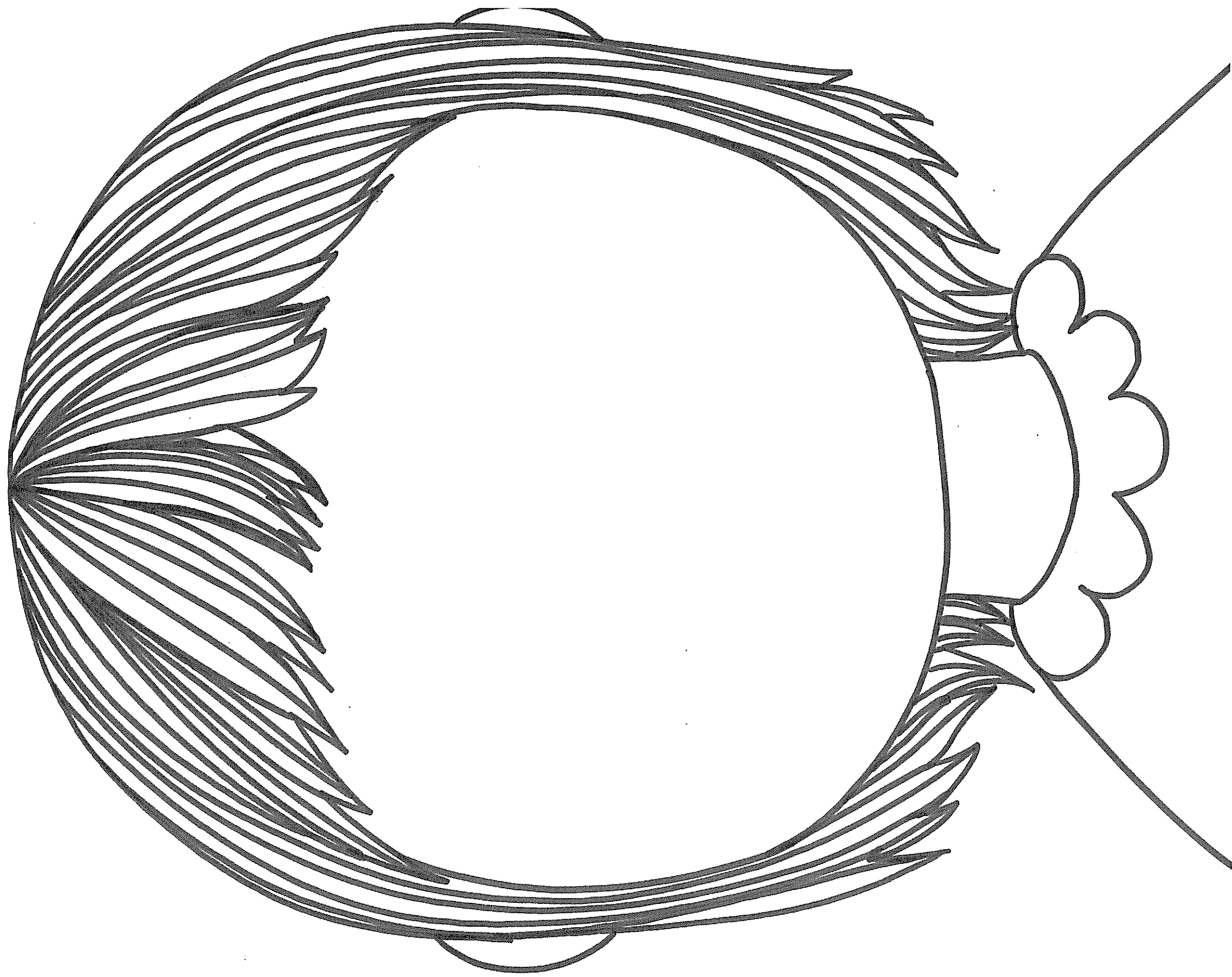
おる
よる



う
ゆ



... ないている かお を かこう。 Vamos desenhar uma carinha chorando.



Mês
がっ

Dia
にち

Nome
なまえ

Mês
がっ

Dia
にち

N o m e
なまえ

りんご が 4こ あるよ。

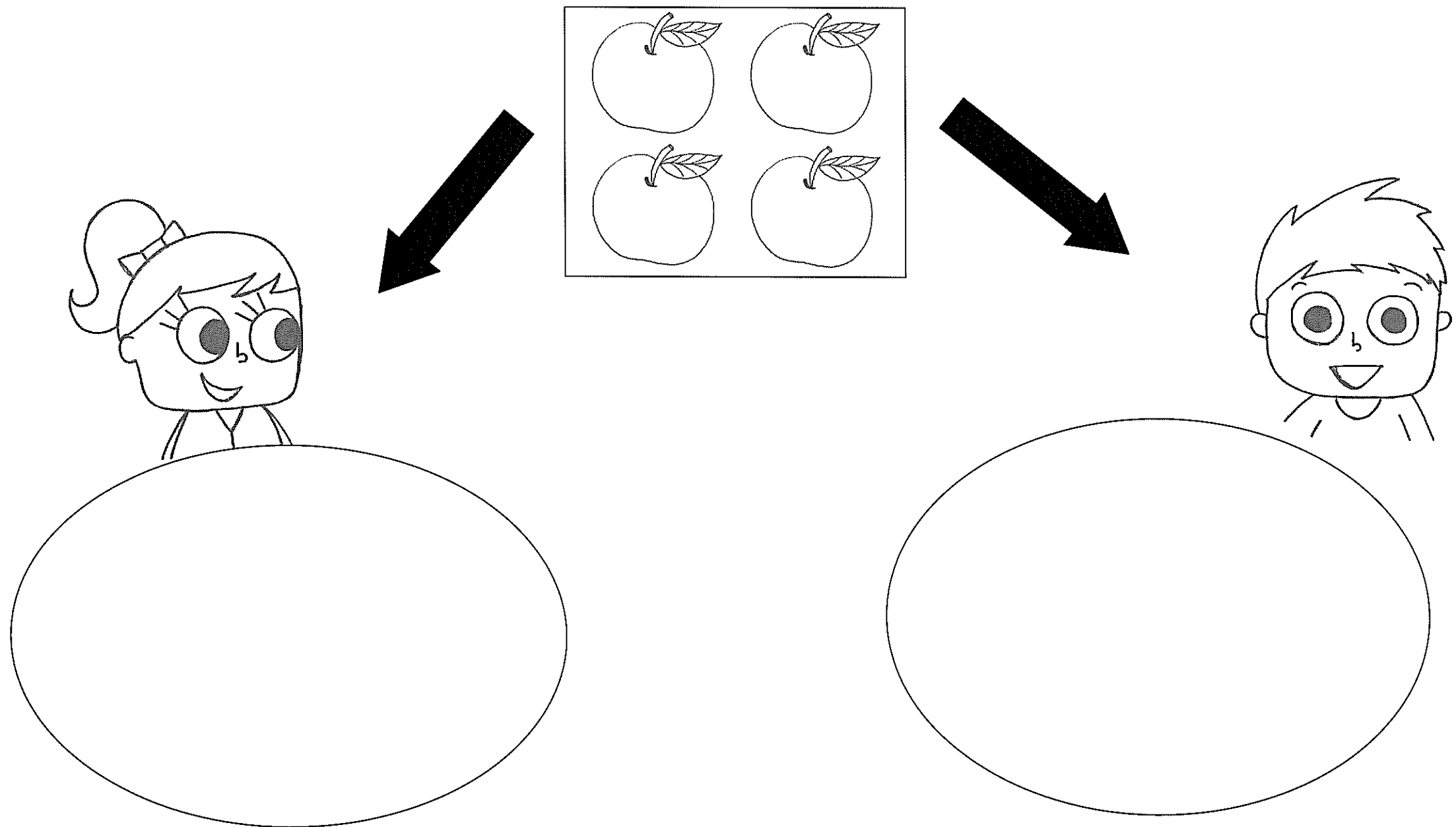
ふたり で わけよう。

なんこずつ もらえる かな。

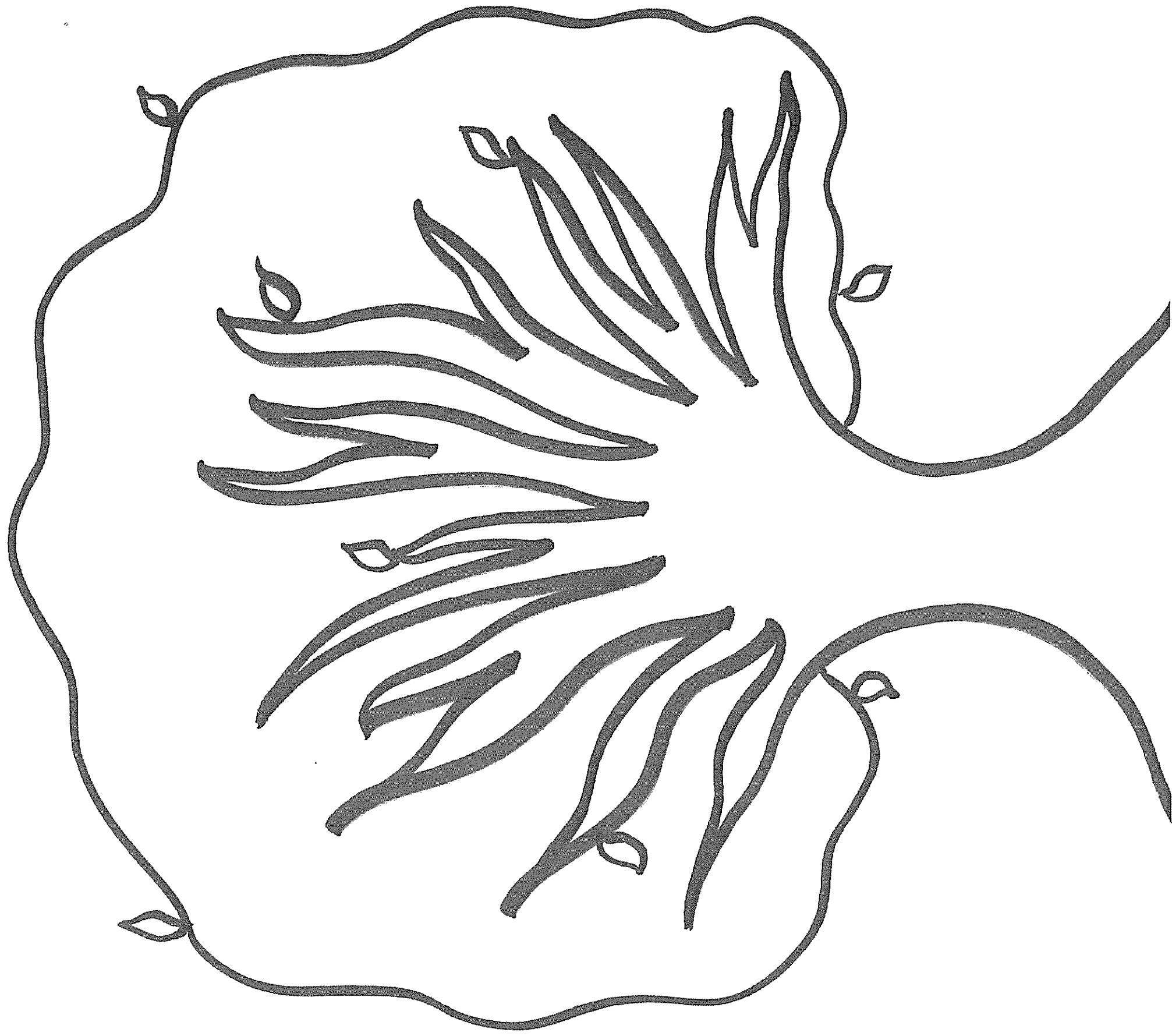
Temos 4 maçãs.

Vamos dividir entre 2 pessoas.

Quantas cada uma receberá?



くだものをたくさん かきましょー！ Vamos desenharr muitas frutas.



Mês
がっ

Dia
にち





Nome
なまえ

Mês
がっ

Dia
にち

Nome
なまえ

いくつ ありますか。いますか。 Quantos existem/tem/há?




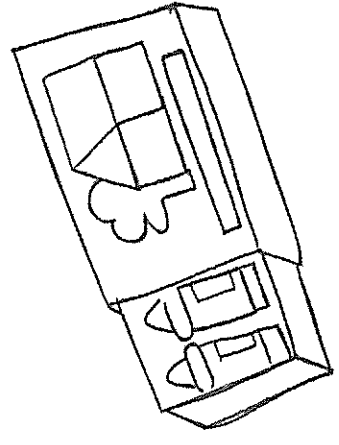
Mês
がつ

Dia
にち

Nome
なまえ

1 から じゅんばん に てん を おす ぽう。 Ligue os pontos na sequência a partir do número 1.





みほんとおなじかたちにいるをぬろう！

Vamos pintar de acordo com o exemplo.

みほん Exemplo					
----------------	--	--	--	--	--


--	--	--	--

--	--	--	--	--

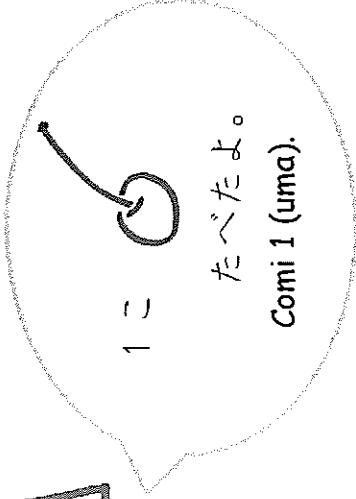
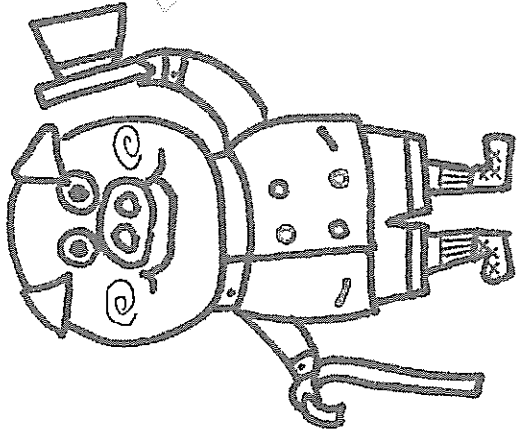
--	--	--	--	--	--	--

Mês _____ Dia _____
が 5 日にち


Nome
なまえ





さくらんぼが 5 個あります。 Existem 5 (cinco) cerejas.




のこりは、いくつ。
Quantas sobraram?





さくらんぼが 5 個あります。 Existem 5 (cinco) cerejas.



のこりは、いくつ。
Quantas sobraram?



さくらんぼが 5 個あります。 Existem 5 (cinco) cerejas.


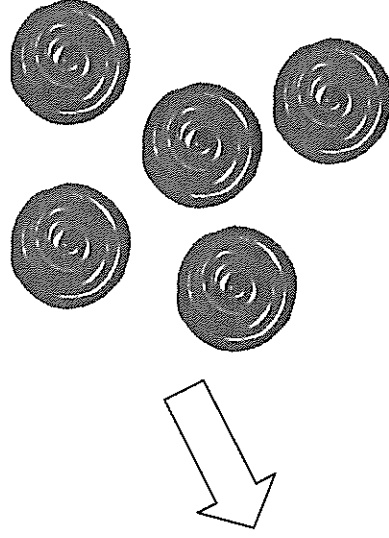
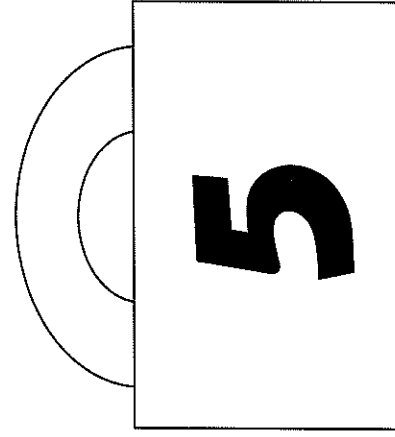
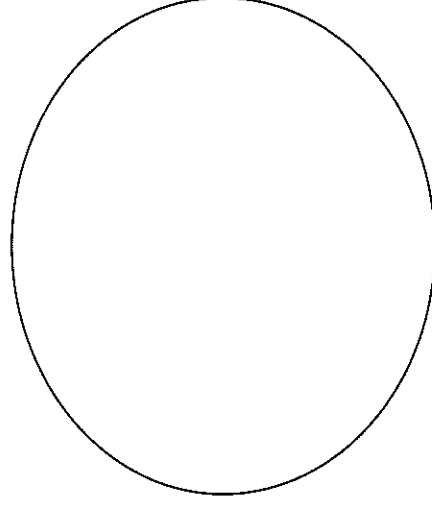
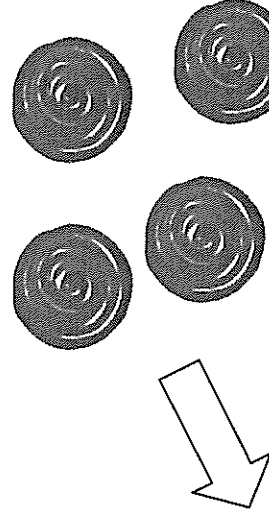
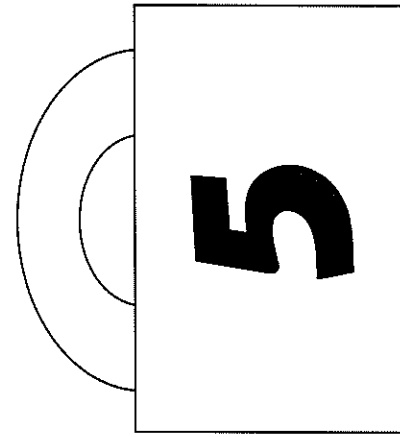
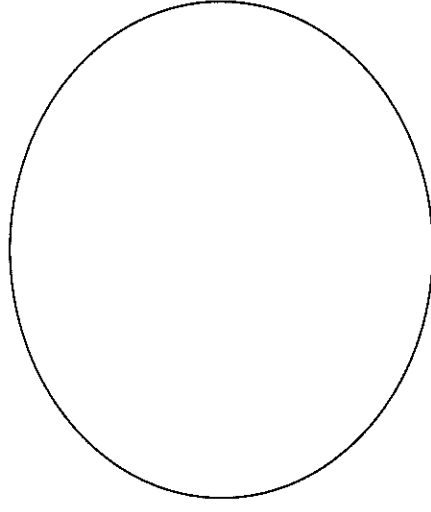
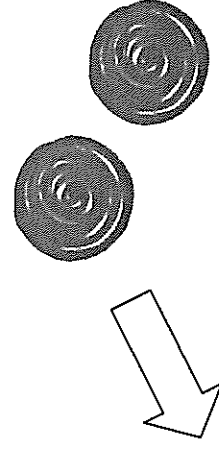
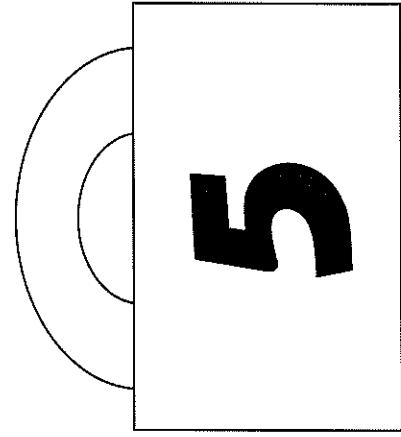
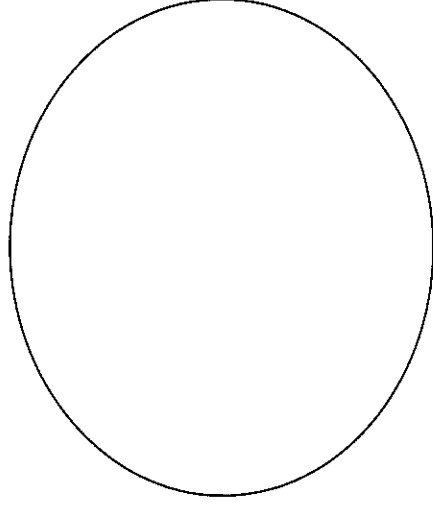
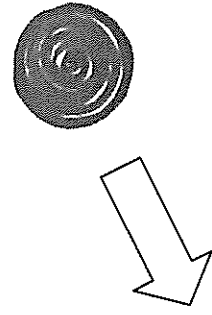
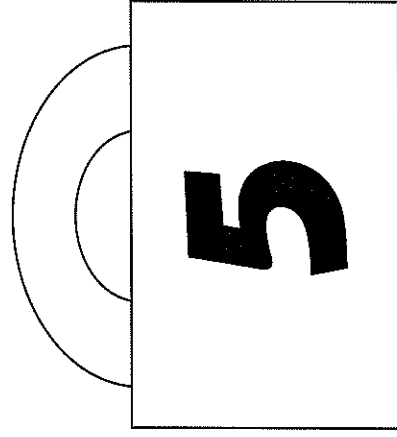


のこりは、いくつ。
Quantas sobraram?



かばん に いれている もの と を あわせて いくつ?


Se somarmos a quantidade que temos na bolsa com os círculos, quantos teremos no total?



Mês
がっ

Dia
にち

Nome
なまえ



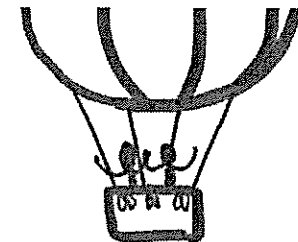
ポルトガル語

Data de início

はじめた ひ : Mês がっ Dia にち

Data de término

おわった ひ : Mês がっ Dia にち



なまえ Nome

の
ベン
ま
よう



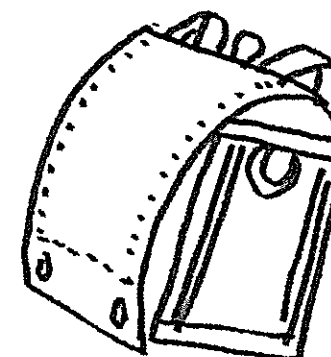
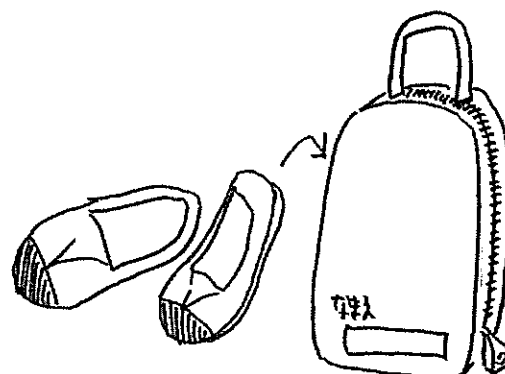

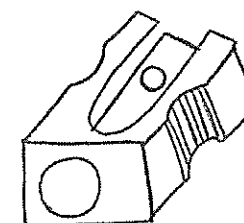

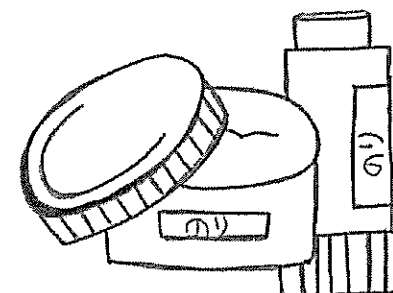
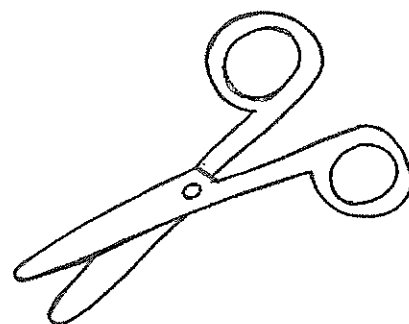

No 9

ん	わ	ら	や	ま	は	な	た	さ	か	あ
けん espada 	わに crocodilo 	らいおん leão 	やま montanha 	まくら travesseiro 	はこ caixa 	なす berinjela 	たいこ tambor 	さめ tubarão 	か mosquito 	あめ bala 
		り		み	ひ	に	ち	し	き	い
		りす esquilo 		みみ orelha 	ひこうき avião 	に dois 2	ち sangue 	しま ilha 	き árvore 	いえ casa 
		る	ゆ	む	ふ	ぬ	つ	す	く	う
		いるか golfinho 	ゆき neve 	むし inseto 	ふとん edredon 	ぬの tecido 	つくえ mesa 	すいか melancia 	くま urso 	うみ mar 
		れ		め	へ	ね	て	せ	け	え
		れもん limão 		め olho 	へや sala 	ねこ gato 	て mão 	せみ cigarra 	けむし lagarta 	え desenho 
を	ろ	よ	も	ほ	の	と	そ	こ	お	
 てをあらう Lavar a mão	 ろうそく vela	よる noite 	もり floresta 	ほし ☆ ☆ estrela ☆	のり cola 	とけい relógio 	そうじ limpeza 	こうえん parque 	おの machado 	

ぶんぼうぐ

Materiais escolares.

なまえを いって みよう！ Diga seu nome.



なまえ

Nome

が
つ

Mês

に
ち

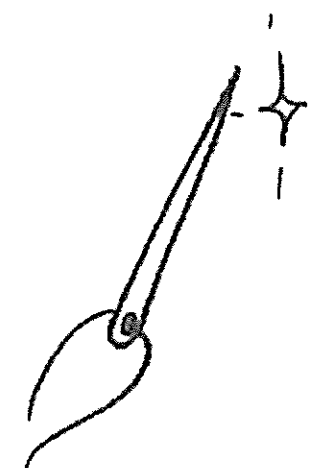


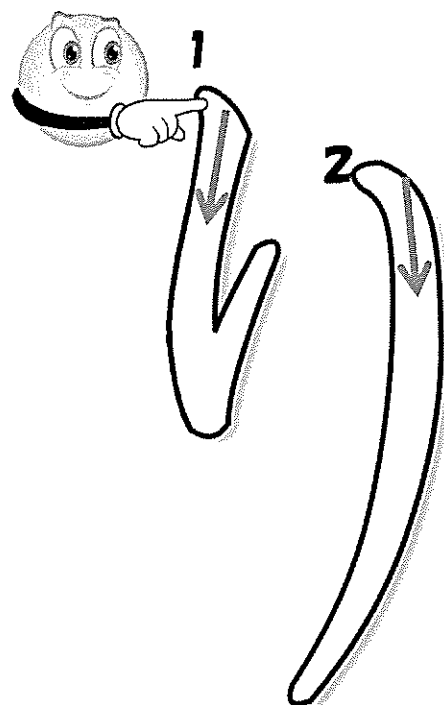
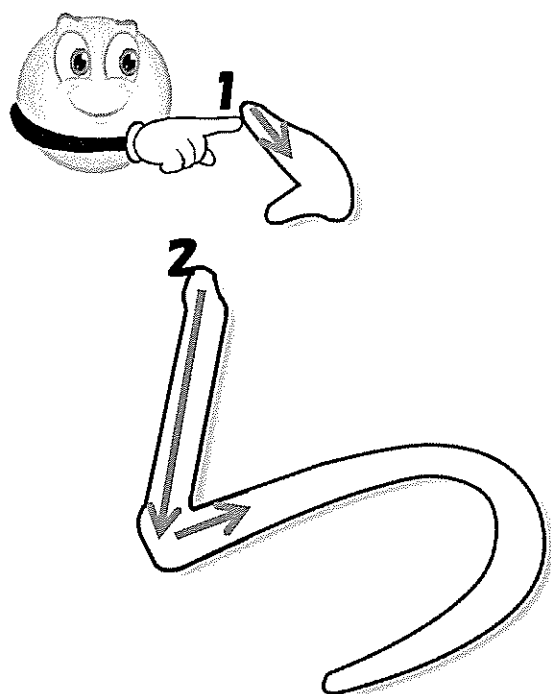
dia

がつ

にち

なまえ

São as letras "RA", "RI" e "RU" em Hiragana. Vamos seguir com o dedo! Como será que se escreve?
ひらがなの「ら」「り」「る」です。ひとさしゆびでなぞってみよう! どうやってかくのかな。

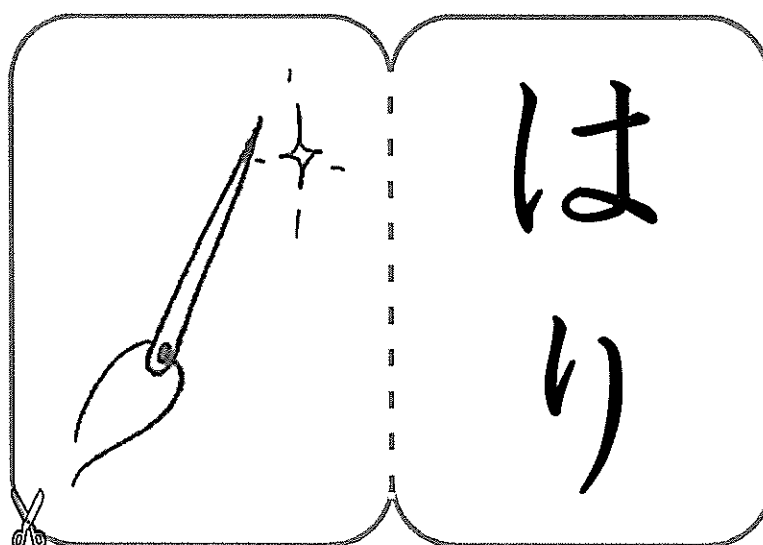
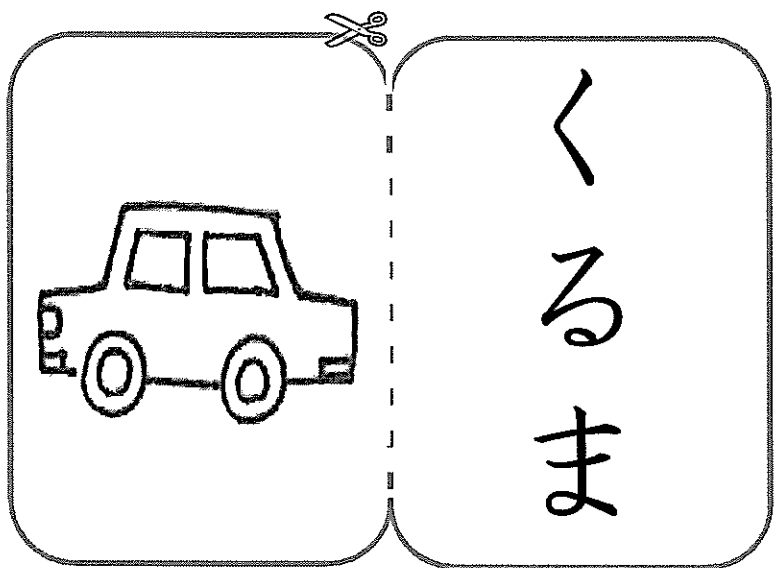
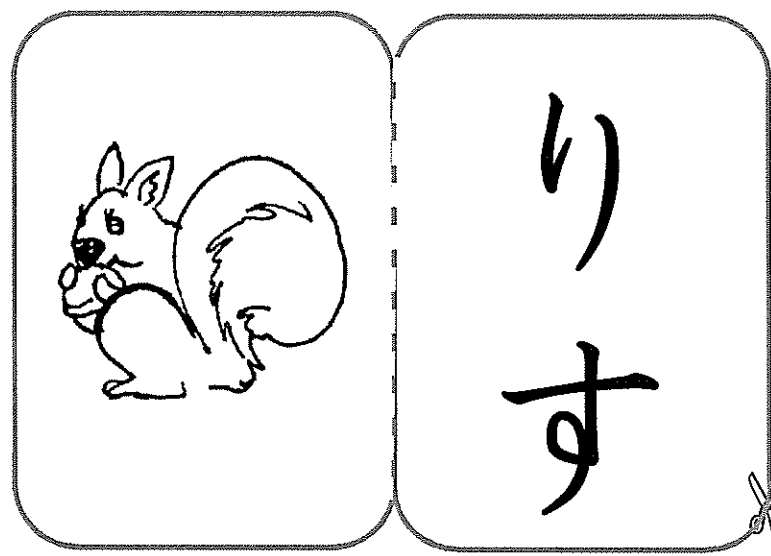



がつ にち

なまえ

Vamos preparar as cartões de letra Hiragana! Corte, dobre ao meio o pedaço de papel e cole.

ひらがな カードを つくって あそぼう! きって、はんぶんにおって、のりではろう。



がつ

にち

なまえ

Responsável ou adulto deve ler e a criança deve ligar a palavra com o desenho.
おとながよんで、こどもはせんでお遊びましょう。

leão
RAION

らいおん

esquilo
RISU




りす

agulha
HARI

はり

carro
KURUMA

くるま



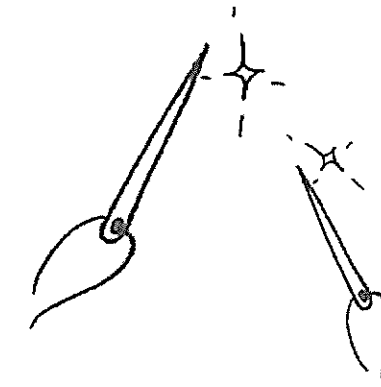
Corte as letras em HIRAGANA, passe a cola e cole
ひらがなをきって、のりをつけて、はりましょう。

			ん
--	--	--	---

--	--

--	--

--	--	--



ら

り

り

い

お

く

る

す

は

ま

がつ にち


なまえ

Qual é o correto? Circule.

ただしいものは どれですか。○を つけましょう。

Vamos treinar!


れんしゅうしましょう。




らいあん
らいおん



りす
いす



はり
はい



くるま
くるほ


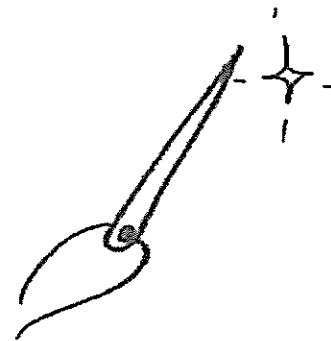


らいおん

りす



はり



くるま






おとな が てっだって あげてください。
おうち や きんじょ で みつけてみよう！

Pega ajuda a um adulto.

Vamos achar na nossa casa ou pela vizinhança.

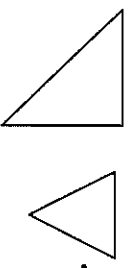
まるい もの を

さがそう！ Procure objetos redondos.



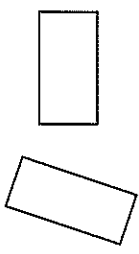
さんかくの もの を

さがそう！ Procure objetos triangulares.



しかくい もの を

さがそう！ Procure objetos quadrados.





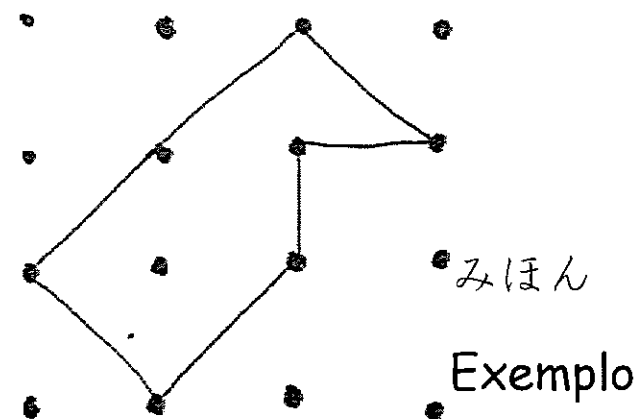
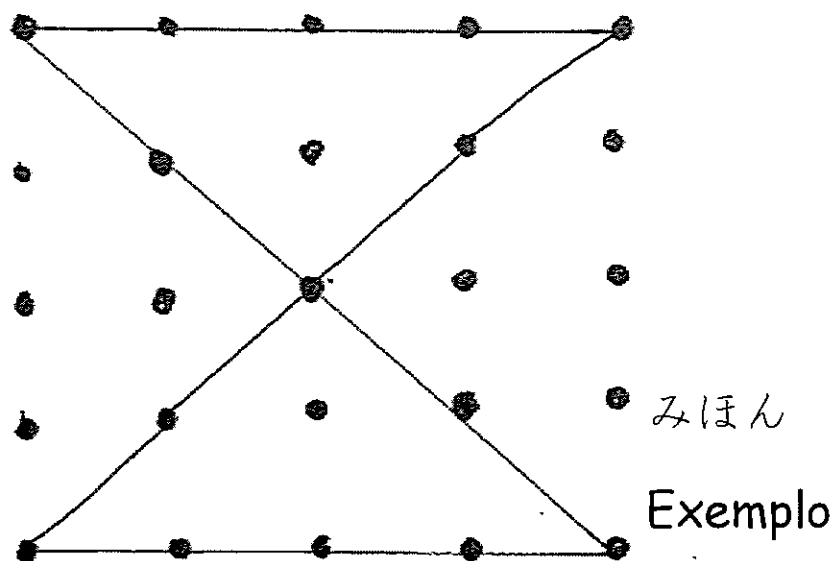

Mês
がつ

Dia
にち

Nome
なまえ

てん を おすんで、かたち を つくろう。 Ligue os pontos e construa formas.

うえ の みほん を みて、した に かこう。 Veja o exemplo acima e escreva abaixo.










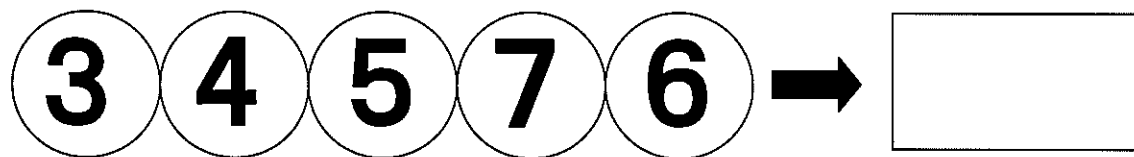
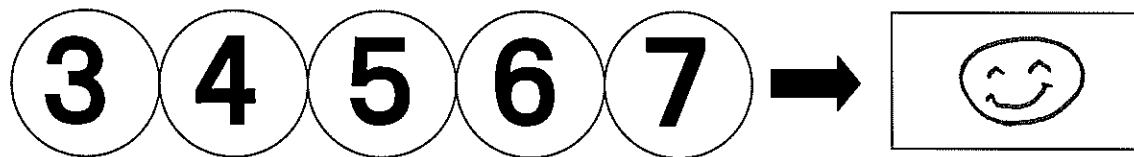



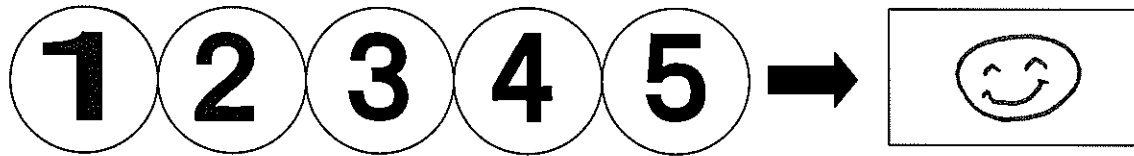
すうじ の ならびじゅん。

Ordem correta dos números.

あっていたら 😊 まちがっていたら ☹️ かお を かこう。

ordem estiver correta desenhe um sorriso


se estiver incorreta desenhe uma feição não feliz





Mês
がっ

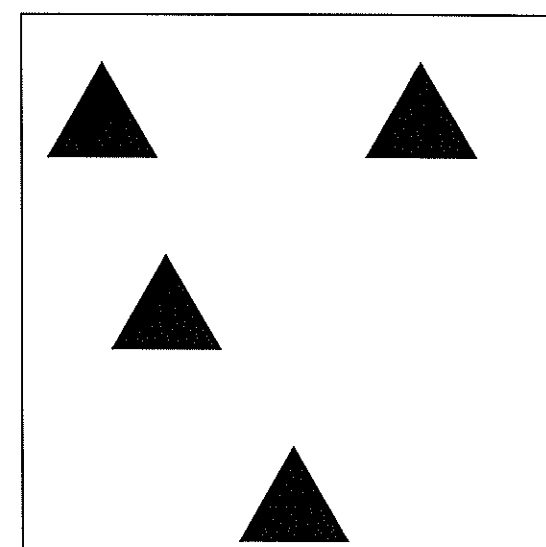
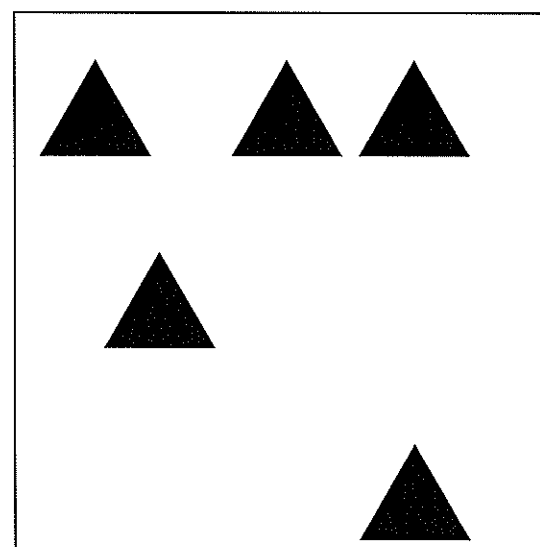
Dia
にち



Nome
なまえ





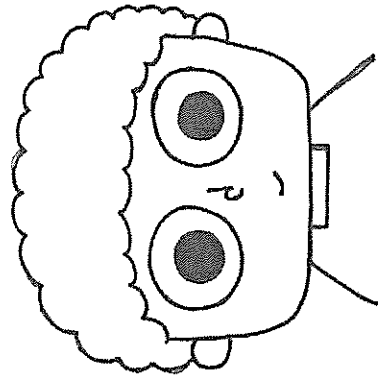
あわせて いくつ? Somando, temos quantas?











ぼくのおかし。
2こあげちゃったら
ぼくのおかしは
なんこになる？

Meus doces.
Se eu der 2,
com quantos doces eu ficarei?



2こ ちょうだい。 Me dê 2 por favor.



2こ ちょうだい。 Me dê 2 por favor.



のこる
permanece



3こ ちょうだい。 Me dê 3 por favor.



のこる
permanece



4こ ちょうだい。 Me dê 4 por favor.



のこる
permanece



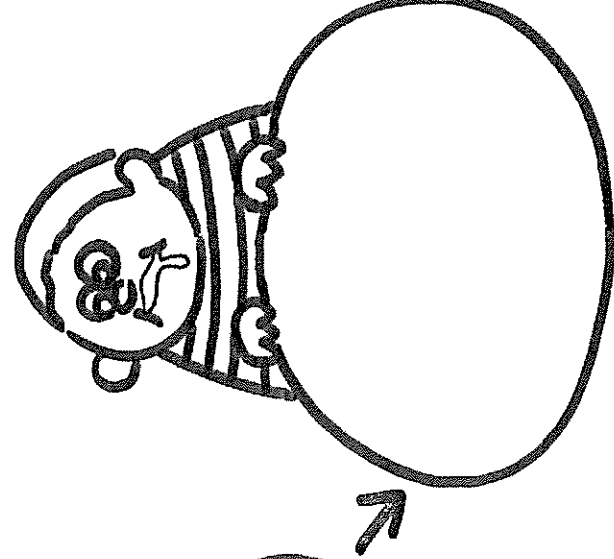






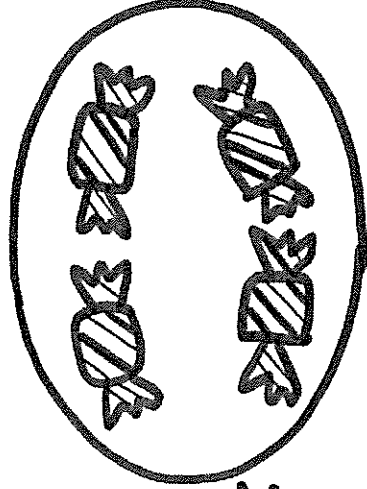

5こ ちょうだい。 Me dê 5 por favor.



のこる
permanece

おかしをわけよう。いくつずつになるかな。

Vamos dividir os doces. Quantos ficam para cada um?



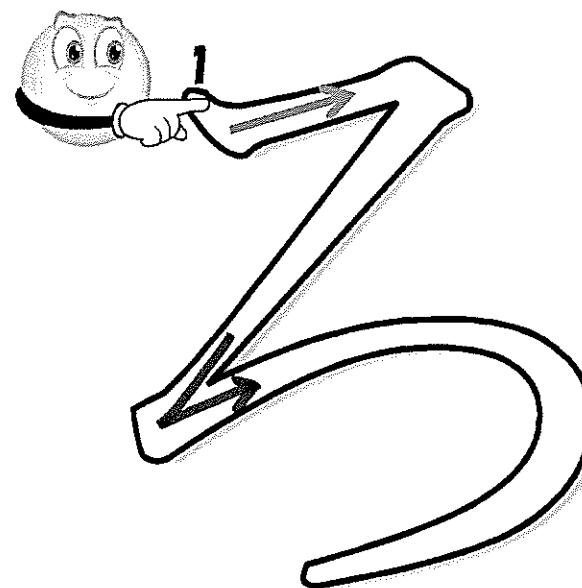



がつ

にち

なまえ

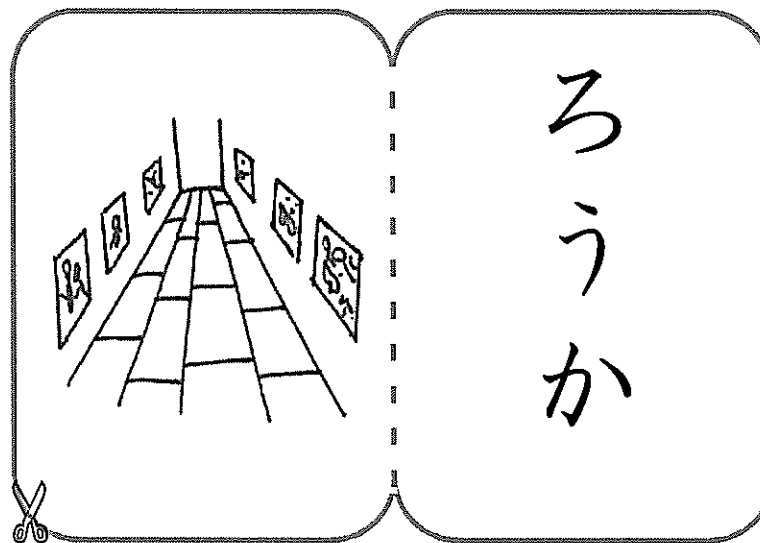
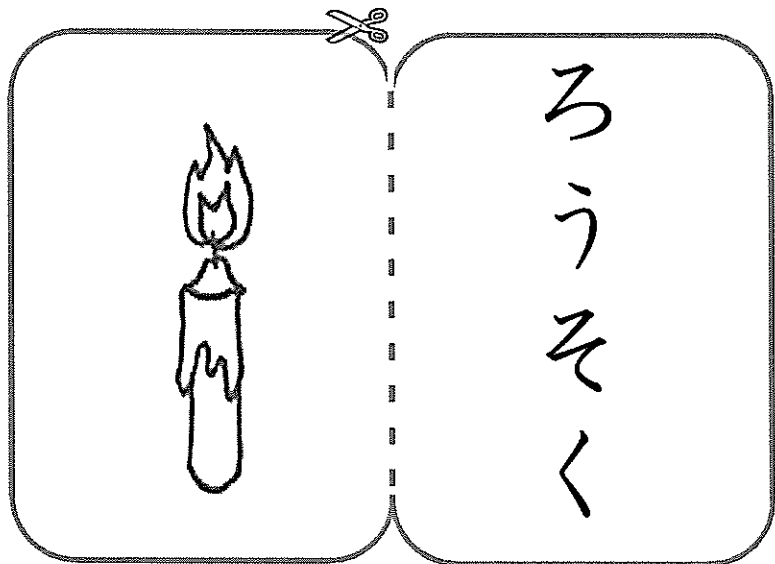
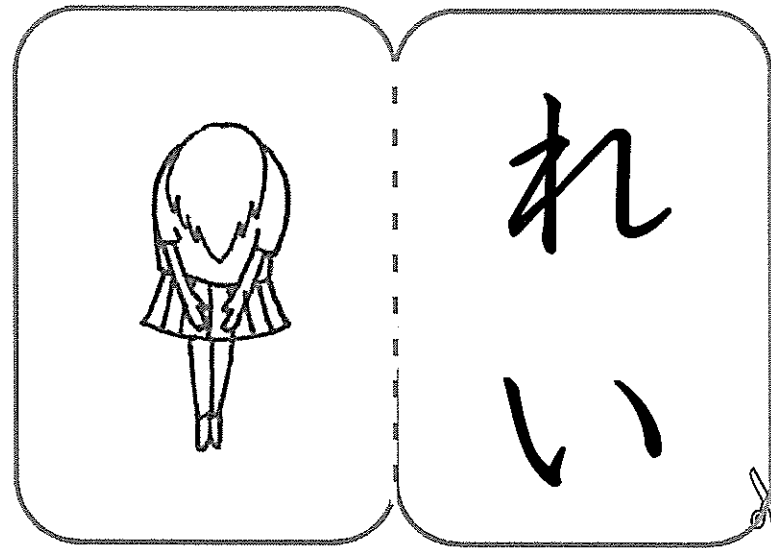
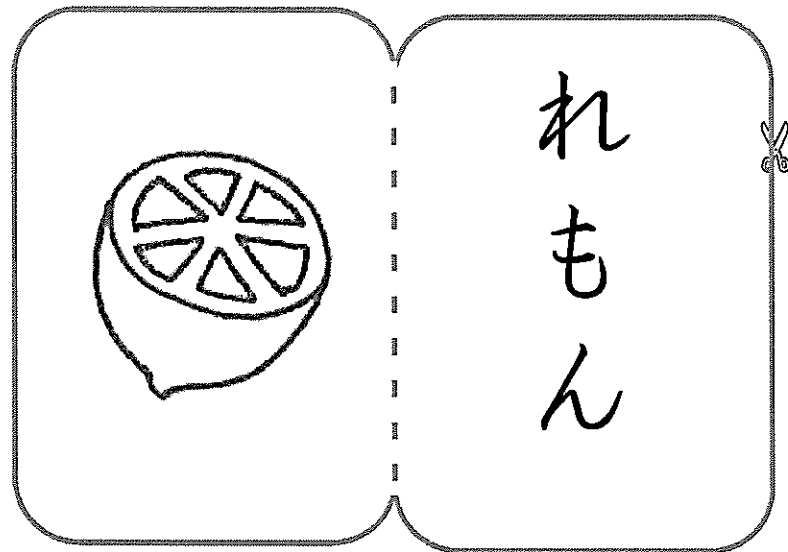
São as letras "RE" e "RO" em Hiragana. Vamos seguir com o dedo! Como será que se escreve?
ひらがなの「れ」「ろ」です。ひとさしゆびでなぞってみよう! どうやってかくのかな。



がつ にち

なまえ

Vamos preparar as cartões de letra Hiragana! Corte, dobre ao meio o pedaço de papel e cole.
ひらがな カードを つくって あそぼう! きって、はんぶんにおって、のりではろう。



がつ

にち

なまえ

Responsável ou adulto deve ler e a criança deve ligar a palavra com o desenho.
おとな が よんで、こども は せん で おすびましよう。

reverência
REI

limão
REMON

vela
ROUSOKU


corredor
ROUKA

れい

れもん

ろうそく

ろうか




Corte as letras em HIRAGANA, passe a cola e cole
ひらがなを きって、のりを つけて、はりましょう。

--	--




--	--	--



	う	そ	く
--	---	---	---



--	--	--



れ

れ

ろ

ろ

い

も

う

か

ん


がつ

にち


なまえ

Qual é o correto? Circule.

ただしいものは どれですか。○を つけましょう。




れもん
わもん




るうてく
ろうそく



れり
れい




ろうか
るうか

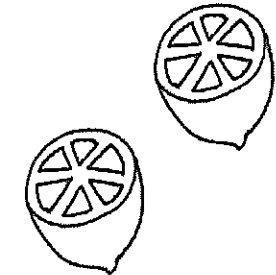


Vamos treinar!

れんしゅうしましょう。



れもん




ろうそく

れい



ろうか

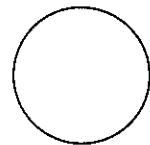

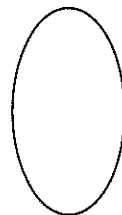
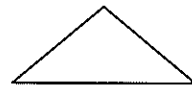
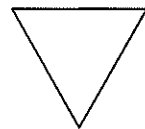
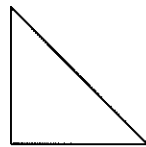
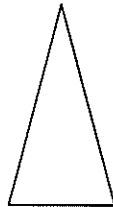
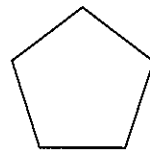

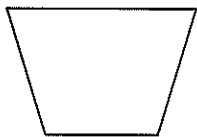
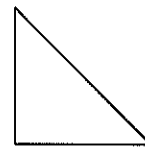
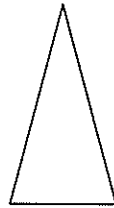
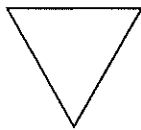
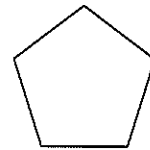
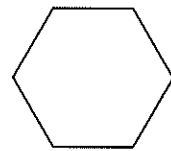
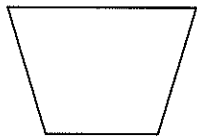


Mês
がつ

Dia
にち


N o m e
なまえ

みほん Exemplo



みほん と おなじ かたち に
いろ を ぬろう！ よくみてね。


Vamos pintar de acordo
com o exemplo.




いくつ ある? Há quantos?

にんじん cenoura

さかな peixe



かばん bolsa




えんぴつ lapis

とけい relógio

ほん livro

The diagram shows a rectangular domain with a central square hole. The domain is divided into four quadrants by a vertical line at $x=0$ and a horizontal line at $y=0$. The central square hole is centered at the origin with side length $2a$. The outer boundary is a square with side length $2b$. The inner boundary of the hole is a square with side length $2a$. The region between the outer and inner boundaries is shaded. The domain is labeled with x and y axes, and the hole is labeled with a and b .

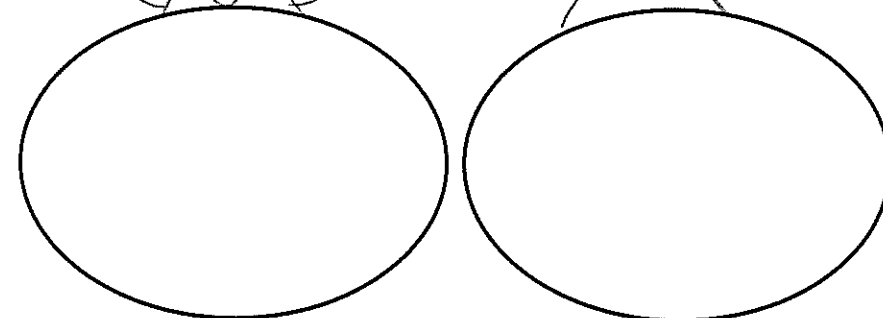


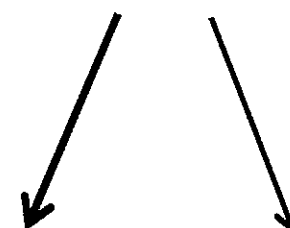

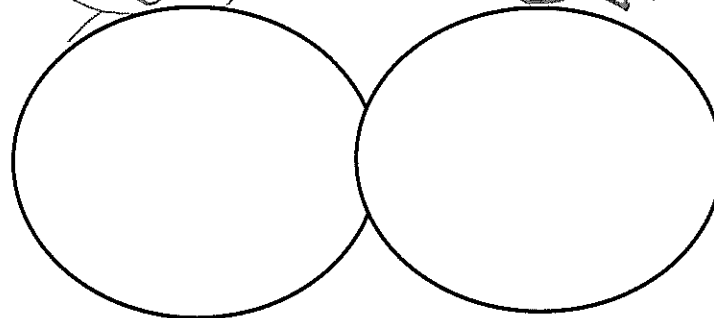

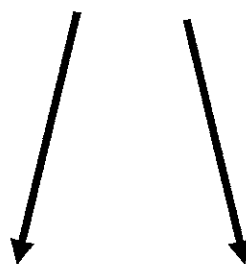




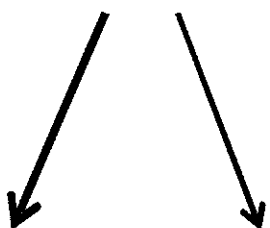
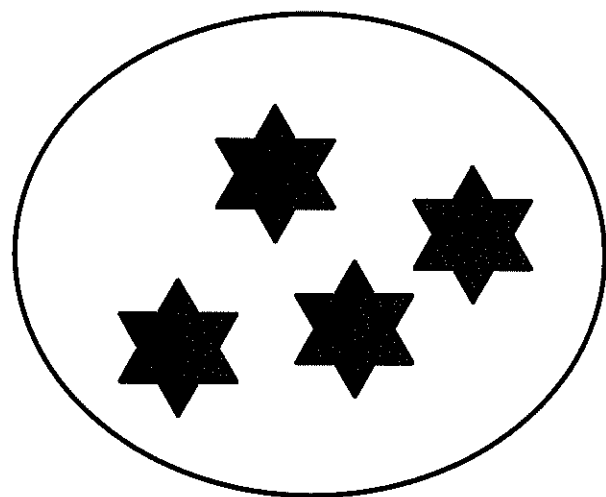


Mês
がつ

Dia
にち

Nome
なまえ

わけましょう。いくつずつに なるかな。



Data de início

はじめた ひ :

Mês

がつ

Dia

にち

Data de término

おわった ひ :

Mês

がつ




Dia


にち

なまえ Nome

の
ベンキョウ

No10

ん	わ	ら	や	ま	は	な	た	さ	か	あ
けん espada 	わに crocodilo 	らいおん leão 	やま montanha 	まくら travesseiro 	はこ caixa 	なす berinjela 	たいこ tambor 	さめ tubarão 	か mosquito 	あめ bala 
り				み	ひ	に	ち	し	き	い
りす esquilo 				みみ orelha 	ひこうき avião 	に dois 2	ち sangue 	しま ilha 	き árvore 	いえ casa 
る	ゆ	む	ふ	ぬ	つ	す	く	う		
いるか golfinho 	ゆき neve 	むし inseto 	ふとん edredon 	ぬの tecido 	つくえ mesa 	すいか melancia 	くま urso 	うみ mar 		
れ		め	へ	ね	て	せ	け	え		
れもん limão 		め olho 	へや sala 	ねこ gato 	て mão 	せみ cigarra 	けむし lagarta 	え desenho 		
を	ろ	よ	も	ほ	の	と	そ	こ	お	
てをあらう Lavar a mão 	ろうそく vela 	よる noite 	もり floresta 	ほし estrela 	のり cola 	どけい relógio 	そうじ limpeza 	こうえん parque 	おの machado 	



カレンダー Calendário

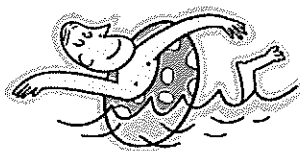


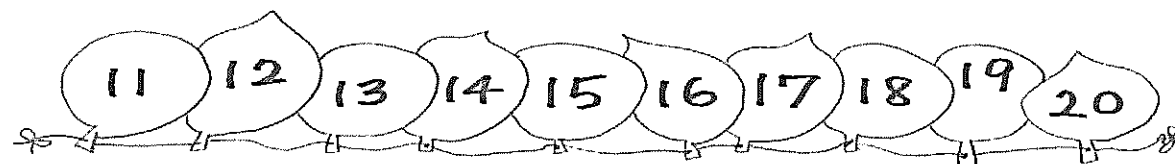
がつ

Mês

※おおきかずを かくのは、
おとなのひとがてつだって ください。

Os adultos devem ajudar,
escrevendo o número bem grande.

げつようび Segunda-feira	かようび Terça-feira	すいようび Quarta-feira	もくようび Quinta-feira	きんようび Sexta-feira	どようび Sábado	にちようび Domingo



Mês
がつ

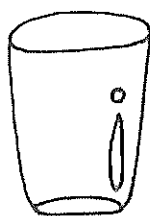
Dia
にち

Nome
なまえ


うくものはどれ? Quais objetos não imergem (bóiam)? しずむものはどれ? Quais objetos imergem (afundam)?




フォーク スプーン
garfo colher



コップ
vidro



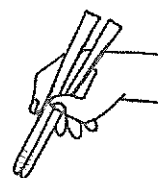
せっけん
sabão




ふうせん
balão



たまご
ovo



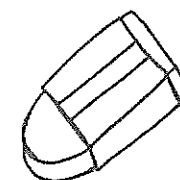
はし
Palito
Japones





えだ
ramo




ペットボトル
garrafas PET



けしご
borracha




こどもといっしょにかんがえて、
ママ/パパがかいてください。
Pense juntamente com a criança, e
o adulto escreva, por favor.




うく

não imergem (bóiam)



しずむ

imergem (afundam)







がつ

にち

なまえ

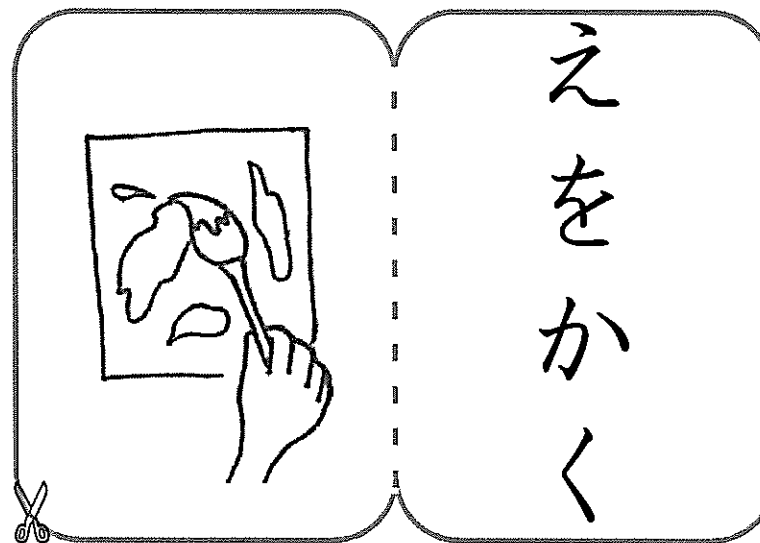
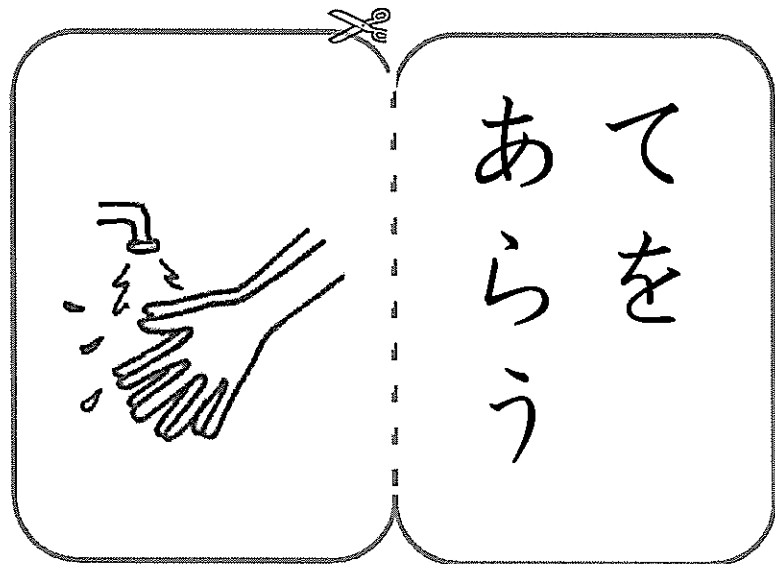

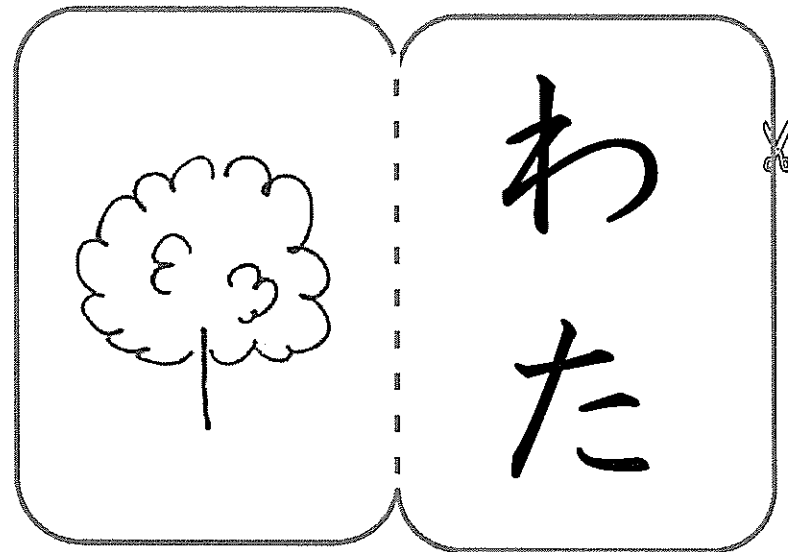
São as letras "WA" e "WO" em Hiragana. Vamos seguir com o dedo! Como será que se escreve?
ひらがなの「わ」「を」です。ひとさしゆびでなぞってみよう! どうやってかくのかな。



がつ にち

なまえ

Vamos preparar as cartões de letra Hiragana! Corte, dobre ao meio o pedaço de papel e cole.
ひらがな カードを つくって あそぼう! きって、はんぶんにおって、のりではろう。



がつ

にち

なまえ

Corte as letras em HIRAGANA, passe a cola e cole
ひらがなを きって、のりを つけて、はりましょう。

Responsável ou adulto deve ler e a criança deve ligar a palavra com o desenho.
おとな が よんで、こども は せん で おすび ましょう。

crocodilo
WANI

algodão
WATA

Fazer um
desenho.
E WO KAKU







Lavar a mão.
TE WO ARAU

わに

わた

えをかく

てをあらう



わ

わ

を

を

に

た

え

がつ にち


なまえ

Qual é o correto? Circle.


ただしいものは どれですか。○を つけましょう。

Vamos treinar!



れんしゅうしましょう。




ね た
わ た




わ た



わ こ
わ に



わ に



てをあらう
てをおらし



てをあらう



えをかく
んをかく



えをかく





Mês
がつ

Dia
にち

N o m e
なまえ

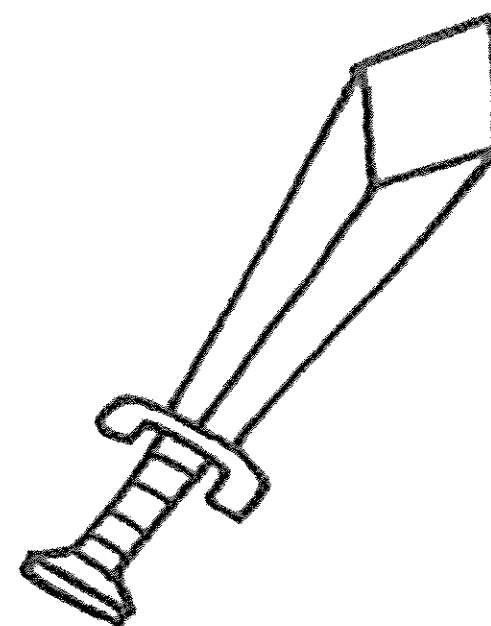


1 から じゅんばんに てんを おすぼう。 Ligue os pontos na sequência a partir do número 1.



がつ にち

なまえ

São as letras "N" em Hiragana. Vamos seguir com o dedo! Como será que se escreve?
ひらがなの「ん」です。ひとさしゆびでなぞってみよう! どうやってかくのかな。

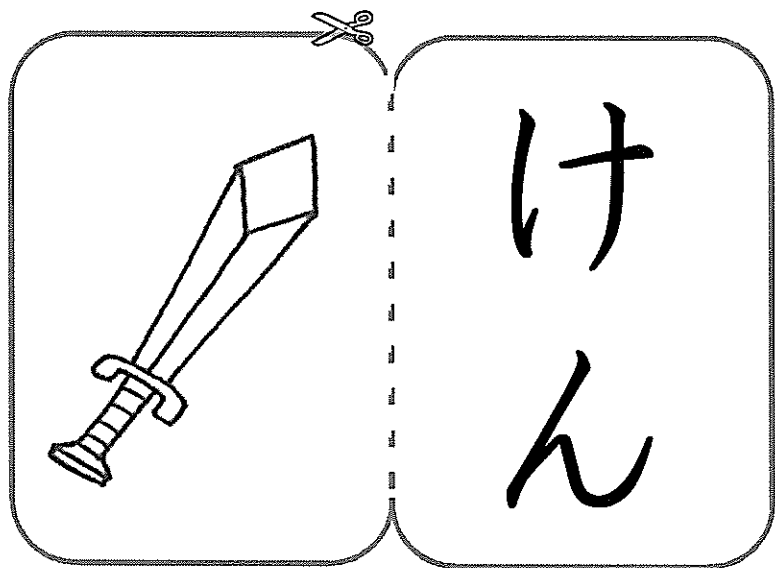
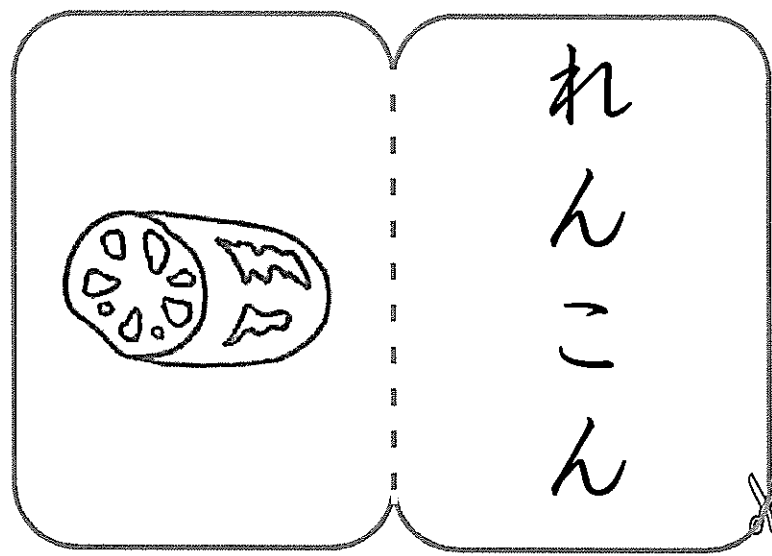
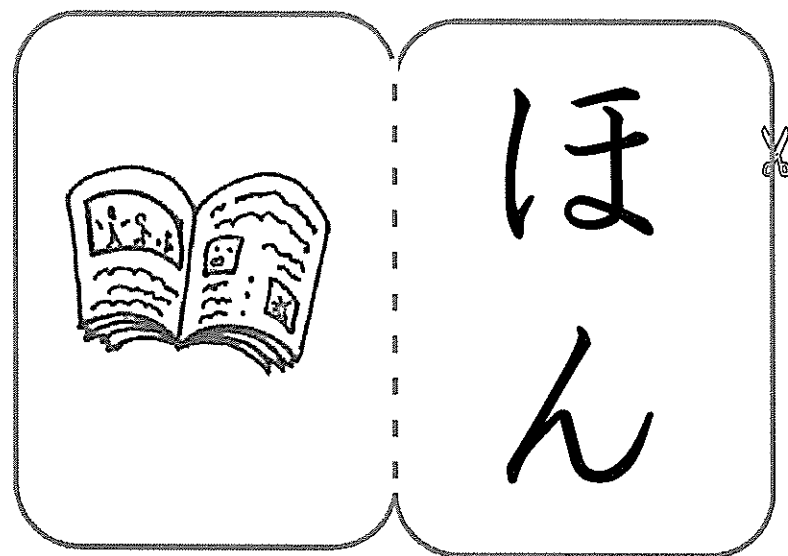


がつ にち

なまえ

Vamos preparar as cartões de letra Hiragana! Corte, dobre ao meio o pedaço de papel e cole.

ひらがな カードを つくって あそぼう! きって、はんぶんにおって、のりではろう。



がつ にち

なまえ

Responsável ou adulto deve ler e a criança deve ligar a palavra com o desenho.
おとな が よんで、こども は せん で おすびましよう。

livro
HON

ほん

espada
KEN


けん

renkon - raiz de loto
RENKON

れんこん



Corte as letras em HIRAGANA, passe a cola e cole
ひらがなを きって、のりを つけて、はりましょう。



ん
ん
ん
ん
ほ
け
れ
こ

がつ

にち



なまえ

Qual é o correto? Circule.


ただしいものは どれですか。○を つけましょう。

Vamos treinar!

れんしゅうしましょう。



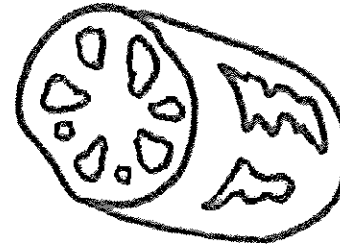
は ん
ほ ん



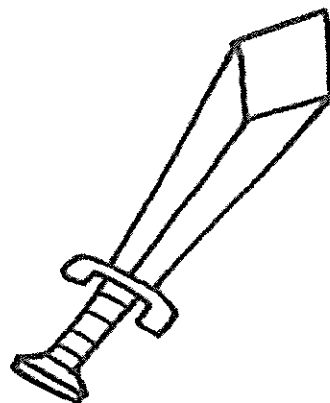
ほ ん



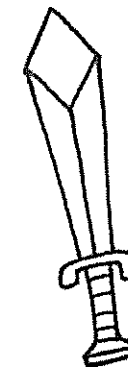
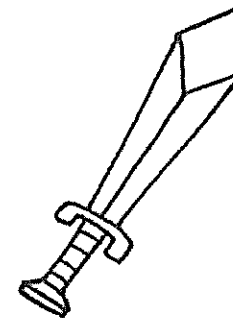

わんこん
れんこん




れ ん こ ん



け ん
は ん



け ん



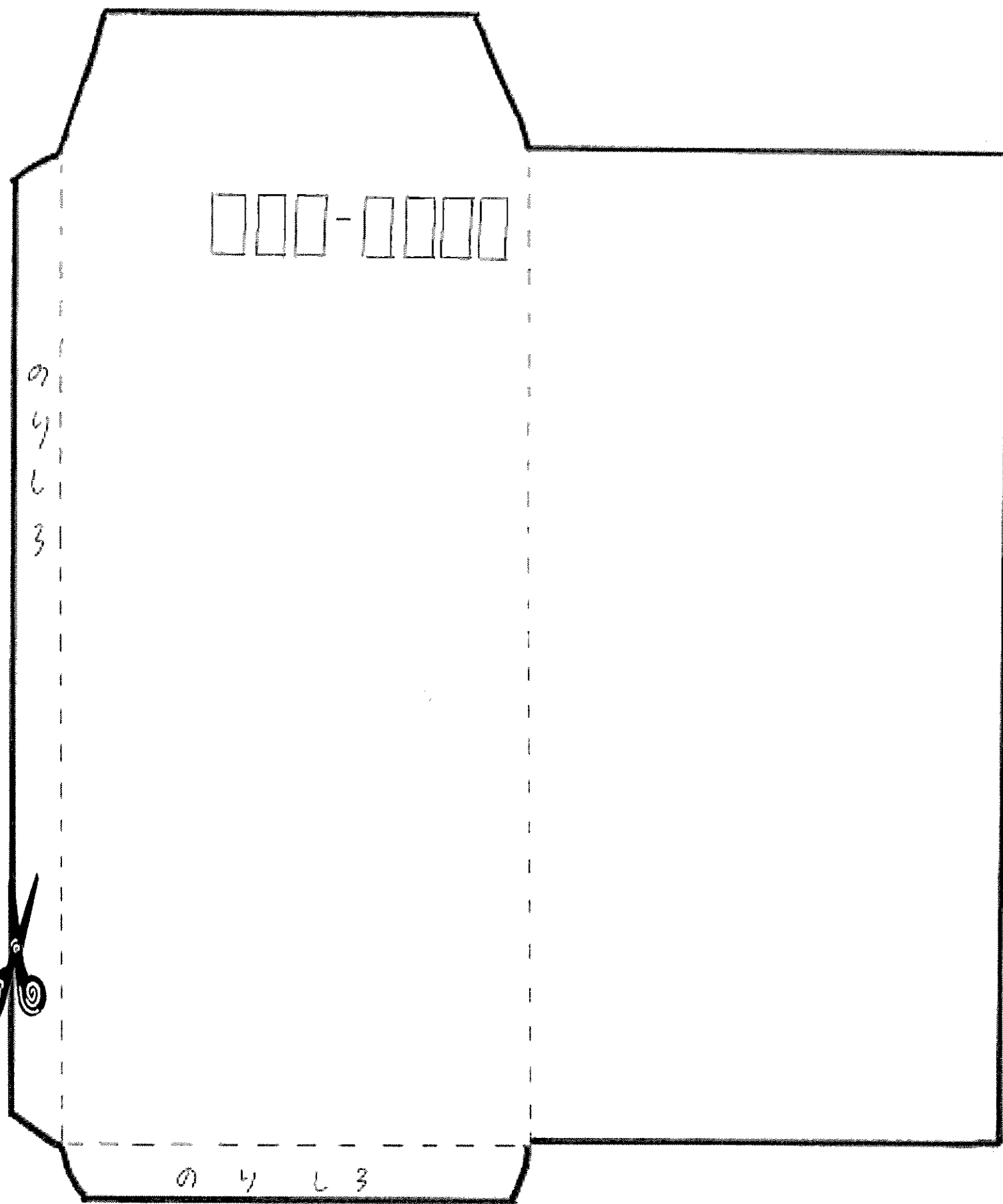

てがみ ごっこ を しよう。

Vamos brincar de troca de cartas.

え や じ を かいて、

だいすきな ひと に あげよう。

Faça desenhos ou letras e dê a alguém que goste muito.



Mês
がつ

Dia
にち

N o m e
なまえ

りんご が 6こ あるよ。

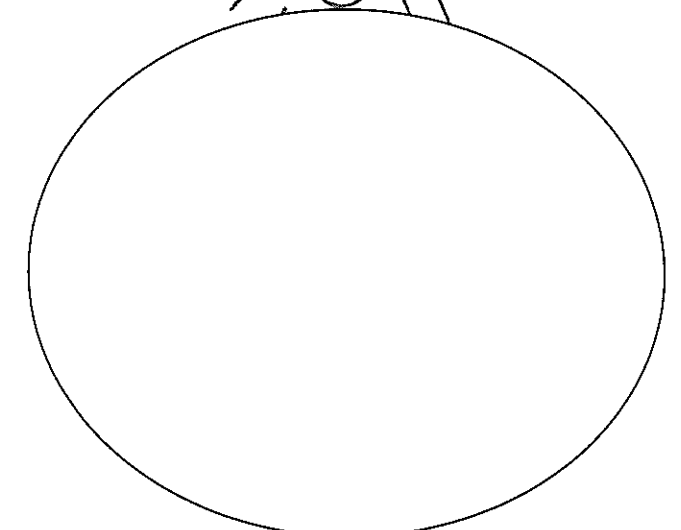
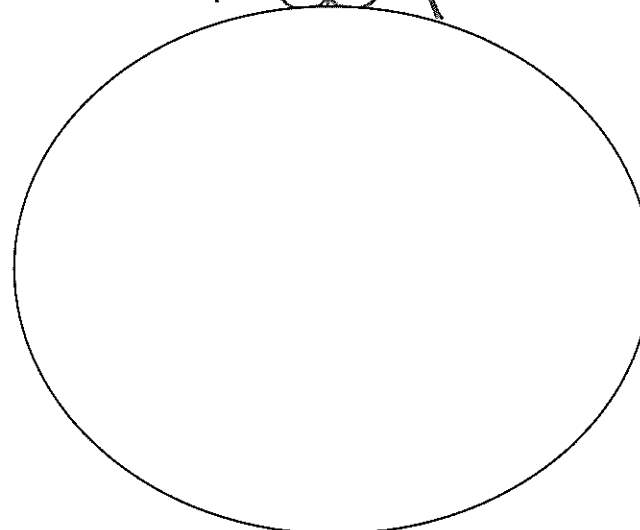
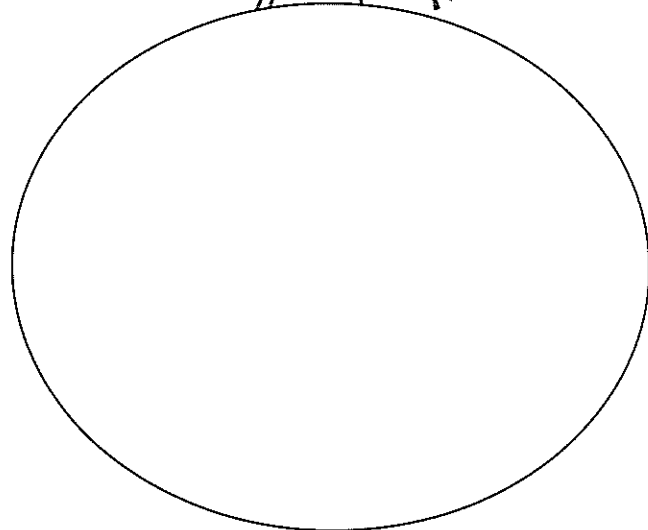





3にん で わけよう。

なんこずつ もらえる かな。

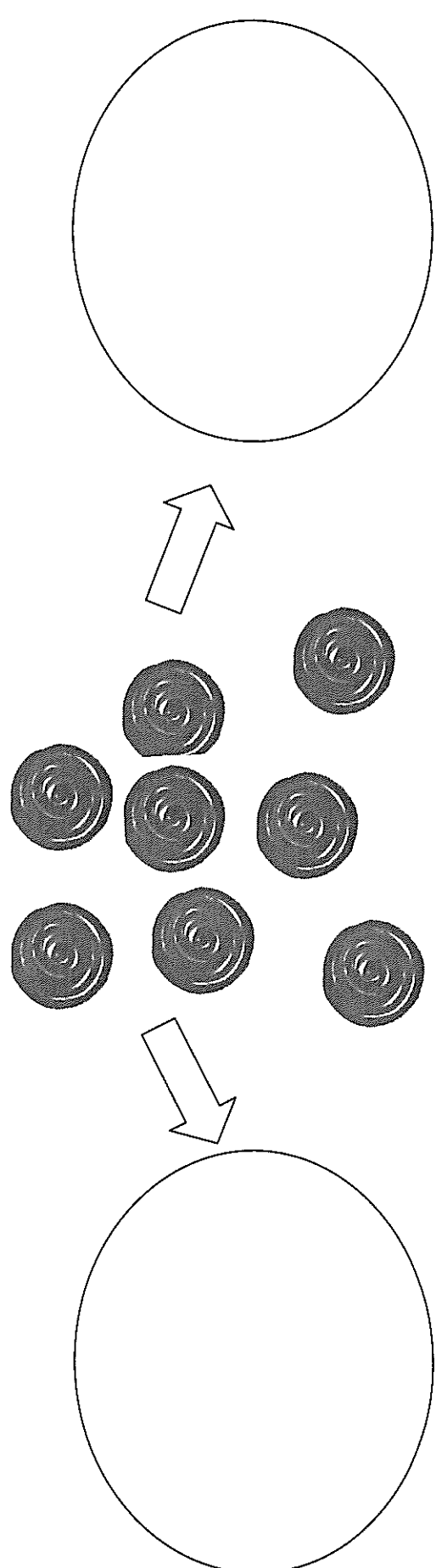


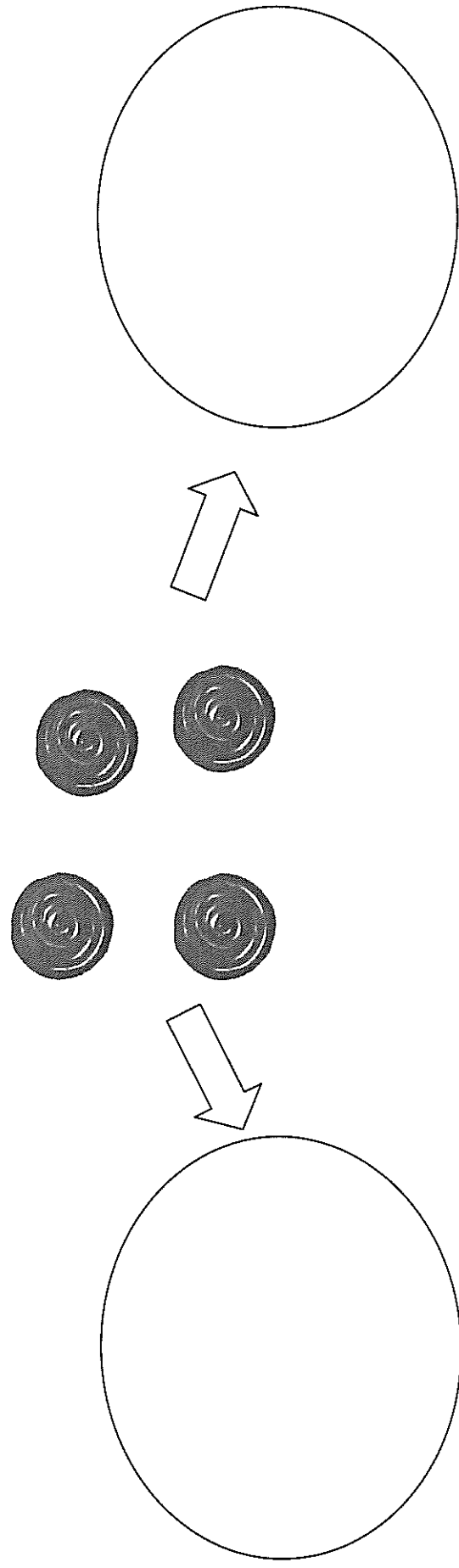
Temos 6 maçãs.

Vamos dividir entre 3 pessoas.

Quantas cada uma receberá?



わけましょぅ!! Vamos dividir!!



Mês
がっ

Dia
にち

Nome
なまえ

Mês
がつ

Dia
にち


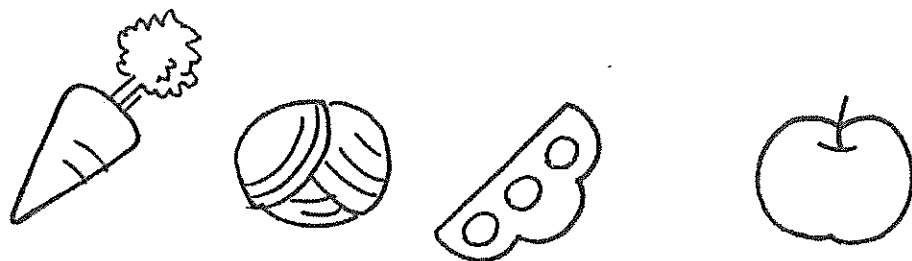

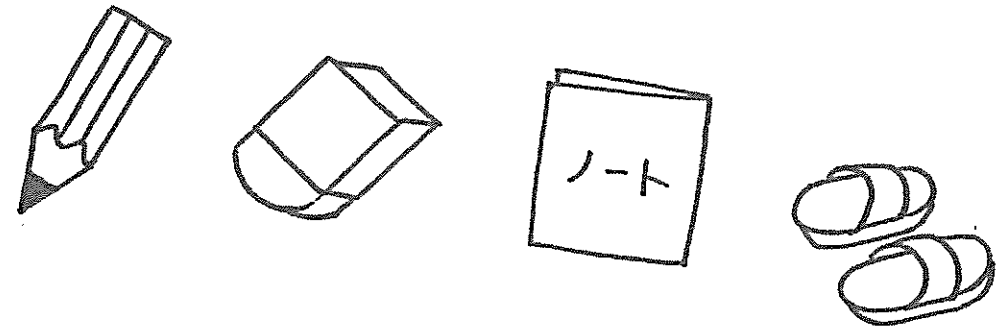

Nome
なまえ

えらびましょう。4つの なかで、どれ が ちがいますか。

Vamos escolher. Dentre os 4 desenhos, qual deles é diferente?








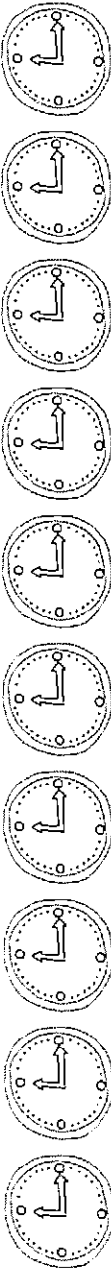
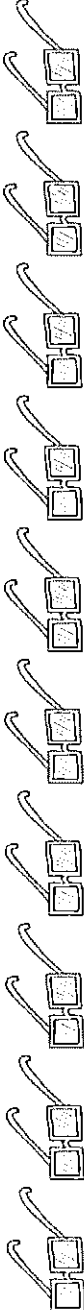
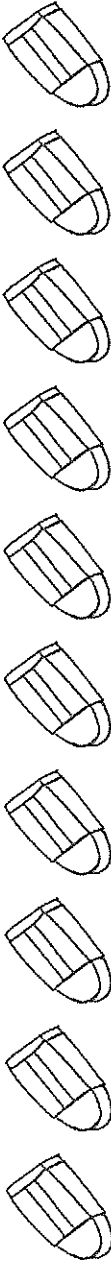
どうして ちがうの かな? いって みよう。

Por que é diferente? Experimente dizer o porquê.



いくつ のこる? Quantas sobraram?



		3つ すてると いくつ のこる? Se jogarmos fora 3, quantas sobrarão?
		5つ すてると いくつ のこる? Se jogarmos fora 5, quantas sobrarão?
		6つ すてると いくつ のこる? Se jogarmos fora 6, quantas sobrarão?
		4つ すてると いくつ のこる? Se jogarmos fora 4, quantas sobrarão?
		7つ すてると いくつ のこる? Se jogarmos fora 7, quantas sobrarão?
		2つ すてると いくつ のこる? Se jogarmos fora 2, quantas sobrarão?
		8つ すてると いくつ のこる? Se jogarmos fora 8, quantas sobrarão?
		3つ すてると いくつ のこる? Se jogarmos fora 3, quantas sobrarão?
		9つ すてると いくつ のこる? Se jogarmos fora 9, quantas sobrarão?
		1つ すてると いくつ のこる? Se jogarmos fora 1, quantas sobrarão?

Mês
がつ

Dia
にち

Nome
なまえ

おとなが よんで、こどもが きって、はろう。 Peça para um adulto ler, passe a cola e cole.

はこの いちばん うえには、はなが はいっています。

Há uma flor na primeira caixa de cima para baixo.

うえから 2ばんめの ここには、ばななが はいっています。

De cima para baixo, na segunda caixa, há bananas.

うえから 3ばんめの ここには、ぼーるが はいっています。

De cima para baixo, na terceira caixa, há uma bola.

いちばんの ここには、こップが はいっています。

Há um copo na última caixa.

